

A View to a Kill

Manipulation of COVID data across the world has been ongoing since the start of 2020.

Case numbers that don't match in the data matter!

Deaths numbers that don't match in the data matter!

Why? Because this data was AND STILL IS being used to drive policy impacting every aspect of your life including coercing you into taking a rushed vaccine without informed consent.

If this data had been presented truthfully at the time, it would not have been good for vaccine hesitancy. Data manipulation to further a narrative resulting in injury and death is CRIMINAL.

A View to a Kill

The 'View' of Deaths is manipulated to push a narrative.

- Creating panic at the start.
- Justifying vaccines.
- Pushing 'focused protection'.

Each narrative requires its own 'View' of COVID deaths.

But Dead Bodies Don't MOVE!

Lies, Damned Lies and Sadistics.

1/6

Alberta Reported COVID Deaths - It is all about how they sort the data!				
Year	Alberta Health (AH) Download File		By AH Website Chart ³	Health Canada ⁴ (lagging 1 week - 11 deaths)
	by Date file published. ¹	by 'Date Published' field in file. ²		
2020	1,046	1,533	1,213	1,267
2021	2,264	1,833	2,106	2,055
2022	2,041	2,127	2,110	2,108
2023	334	192	256	244
Total	5,685	5,685	5,685	5,674
¹ https://www.alberta.ca/data/stats/covid-19-alberta-statistics-data.csv				
² https://www.alberta.ca/data/stats/covid-19-alberta-statistics-data.csv				
³ https://www.alberta.ca/stats/covid-19-alberta-statistics.htm#severe-outcomes				
⁴ https://health-infobase.canada.ca/src/data/covidLive/covid19-download.csv				

A View to a Kill

Alberta: 4 'Views' of reported deaths (1)

Media, AHS & Gov. reports (match download).

i.e. 66 deaths reported, 66 added to the download file.

2020 deaths = 1,046 in this 'view', matching the Health Canada reporting up to August 2022.

<https://www.alberta.ca/data/stats/covid-19-alberta-statistics-data.csv>

2/6

Using the Alberta Health Services criteria
66 COVID deaths were reported by Alberta Health Services to their staff.

Using the Alberta Health Services criteria
66 reported by Alberta Health Services to their staff

AHS Update: Work underway to meet EMS hospital time target, AHS wins top employer awards, continuous masking dropped in non-clinical areas

Alberta Health Services

Full Version
March 10, 2023

Please print and share with your teams as needed

To all staff, physicians and volunteers,

Other notable COVID-19-related information

- As of March 6, 5,622 individuals have passed away from COVID-19, including 66 deaths since the last report. We extend our condolences to the families of these individuals, and to all who have lost loved ones from any cause during this time.

With enduring gratitude and appreciation,

Mauro Chies
Interim AHS President & CEO

Alberta Health Service Staff
2 week internal update from the CEO.

Dates are not just labels – they mean something.

How many deaths 'involving' COVID were there in 2020?
Why dates matter.

Up until Mid June 2022 Health Canada still showed the Alberta Health Data total for 2020 as 1,046 COVID Involved Deaths. This matched the reported deaths during 2020.

What changed?
2022-06-15 5:11 PM

<https://health-infobase.canada.ca/src/data/covidLive/covid19-download.csv>

pruid	prname	prnameFR	date	update	numconf	numprob	numdeaths
48	Alberta	Alberta	2020-12-31	1	101654	0	1046
48	Alberta	Alberta	2021-01-01	1	103015	0	1046
48	Alberta	Alberta	2021-01-02	1	103948	0	1046
48	Alberta	Alberta	2021-01-03	1	104407	0	1046
48	Alberta	Alberta	2021-01-04	1	105352	0	1168
48	Alberta	Alberta	2021-01-05	1	106378	0	1168

2022-06-21 8:31 PM

<https://health-infobase.canada.ca/src/data/covidLive/covid19-download.csv>

pruid	prname	prnameFR	date	reporting_week	reporting_year	update	numcases	numcases_ratecases	numdeaths
48	Alberta	Alberta	2020-12-26	52	2020	0	96893	7960	955
48	Alberta	Alberta	2021-01-02	53	2020	0	103948	7055	1046
48	Alberta	Alberta	2021-01-03	53	2021	1	111714	7095	1426

2023-02-25 9:42:19 AM

<https://health-infobase.canada.ca/src/data/covidLive/covid19-download.csv>

pruid	prname	prnameFR	date	reporting_week	reporting_year	update	totalcases	numtotal_last7	ratecases_total	numdeaths
48	Alberta	Alberta	2020-12-26	52	2020	1	97394	7399	2143.77	1116
48	Alberta	Alberta	2021-01-02	53	2020	1	104619	7225	2302.81	1267
48	Alberta	Alberta	2021-01-09	1	2021	1	111714	7095	2458.98	1426

A View to a Kill

Alberta: 4‘Views’ of reported deaths (2)

By ‘reported date’ in download file.

66 deaths in the download file.

4 in the reporting period = 4 deaths.

2020 deaths = 1,532 (April 17th, 2023)

<https://www.alberta.ca/data/stats/covid-19-alberta-statistics-data.csv>

<https://dksdata.com/Care.html#AG>

<u>How the Auditor General ‘viewed’ data for the 2020 Care Home report.</u> <u>4 COVID deaths reported in Alberta Health download files</u> <u>Feb. 21st, 2023 – Mar. 6th, 2023.</u>										
ALBERTA REPORTED COVID DEATHS: 66 Deaths listed in File. - 4 deaths in the two week coverage period.										
Reported February 21st, 2023 to March 6th, 2023										
Count	Date reported	Alberta Health Services Zone	Gender	Age group	Death status	Case type	Not Present	Reported Dead	Days to report	Count in File
1	2022-09-07	Calgary Zone	Male	80+ years	Died	Confirmed	2023-02-20	2023-02-27	173	1
45	2023-02-18	South Zone	Male	80+ years	Died	Confirmed	2023-02-20	2023-02-27	9	45
46	2023-02-24	North Zone	Female	70-79 years	Died	Confirmed	2023-02-20	2023-02-27	3	46
47	2022-08-05	Calgary Zone	Female	60-69 years	Died	Confirmed	2023-02-27	2023-03-06	213	1
63	2023-02-17	Calgary Zone	Female	80+ years	Died	Confirmed	2023-02-27	2023-03-06	17	17
64	2023-02-25	Calgary Zone	Male	70-79 years	Died	Confirmed	2023-02-27	2023-03-06	9	18
65	2023-02-26	Edmonton Zone	Male	30-39 years	Died	Confirmed	2023-02-27	2023-03-06	8	19
66	2023-03-02	Edmonton Zone	Male	20-29 years	Died	Confirmed	2023-02-27	2023-03-06	4	20

A case fatality rate is a common measure of how severe a disease is by asking: “Of those who caught the disease, how many died?” We compared case-fatality rates between continuing care residents and different proportions of the broader population in Alberta for the period of March to December 2020.

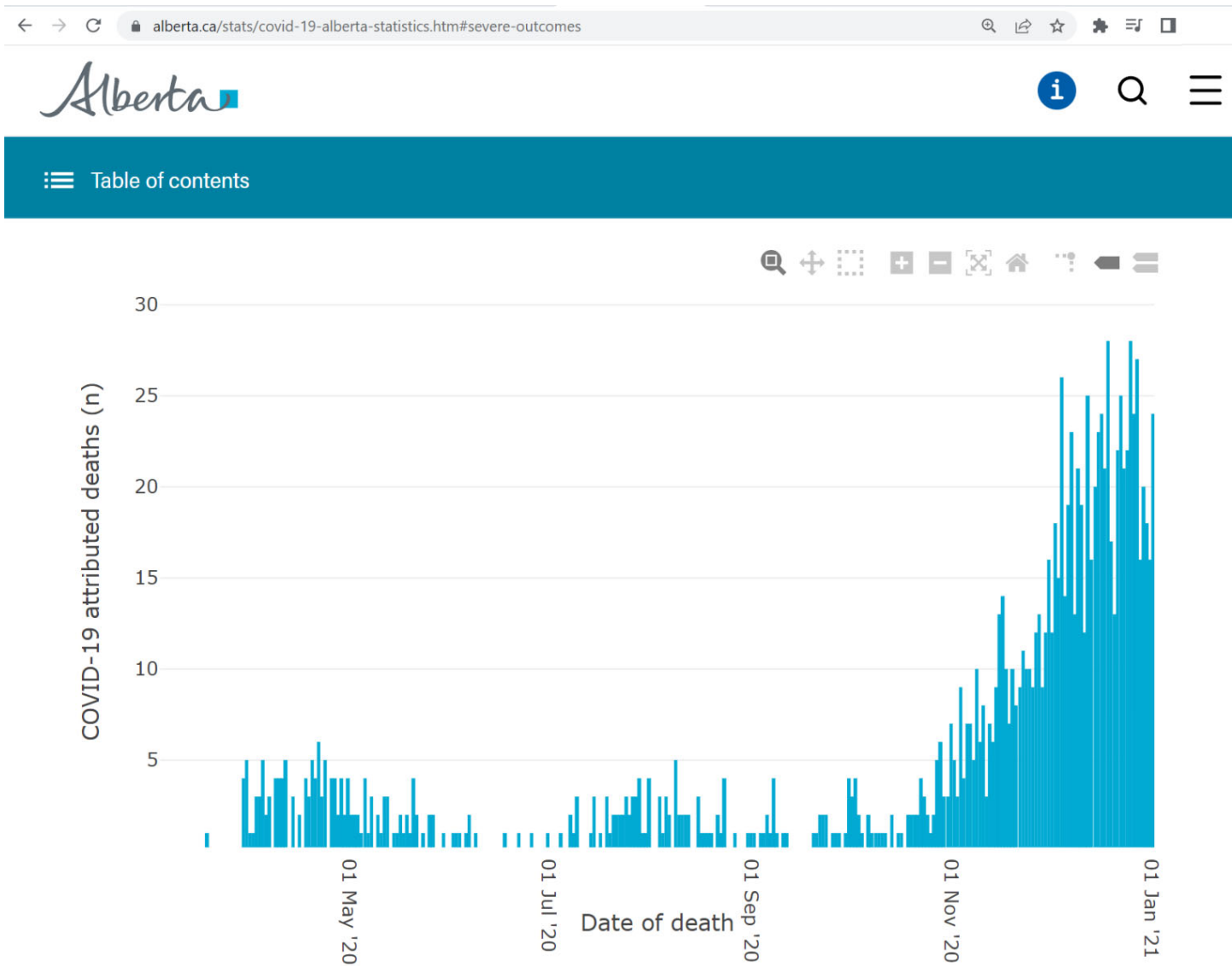
Alberta COVID-19 Cases, Deaths and Case Fatality					
March–December 2020					
Continuing Care vs. All of Alberta					
	Continuing care residents	All of Alberta			
		80 and over ⁶¹	70 and over ⁶¹	Under 70	All ages
Cases	4,529	4,143	7,911	95,332	103,243
Deaths	1,037	983	1,292	238	1,530
Case fatality	22.90%	23.73%	16.33%	0.25%	1.48%

Looking at what is called “excess mortality” is another common measure of the impacts of a pandemic on a defined population. It compares all deaths in a period to an average or a range from previous, normal periods. As we expected, in Alberta we saw that during waves one and two there were more deaths than in the prior three-year range. However, when we adjusted the total deaths to remove known COVID-19 deaths we found that, after the first two months of COVID-19, deaths not directly caused by COVID-19 in facilities were often below the prior three-year range.

View to a Kill

Alberta: 4 'Views' of reported deaths (3)
Alberta Health chart - Official report as per Health Minister (Apr 19, 2023).
23 deaths in 2 weeks (not 66 or 4)
2020 deaths = 1,213 (Apr 17, 2023)
<https://www.alberta.ca/stats/covid-19-alberta-statistics.htm#severe-outcomes>

Why is the Health Minister bowing to AHS?
4/6



How the Alberta Health Minister says they are reported.

- 26 COVID deaths were in the web chart the Alberta Health Ministers states is the accurate data from Feb. 21st, 2023 – Mar. 6th, 2023.

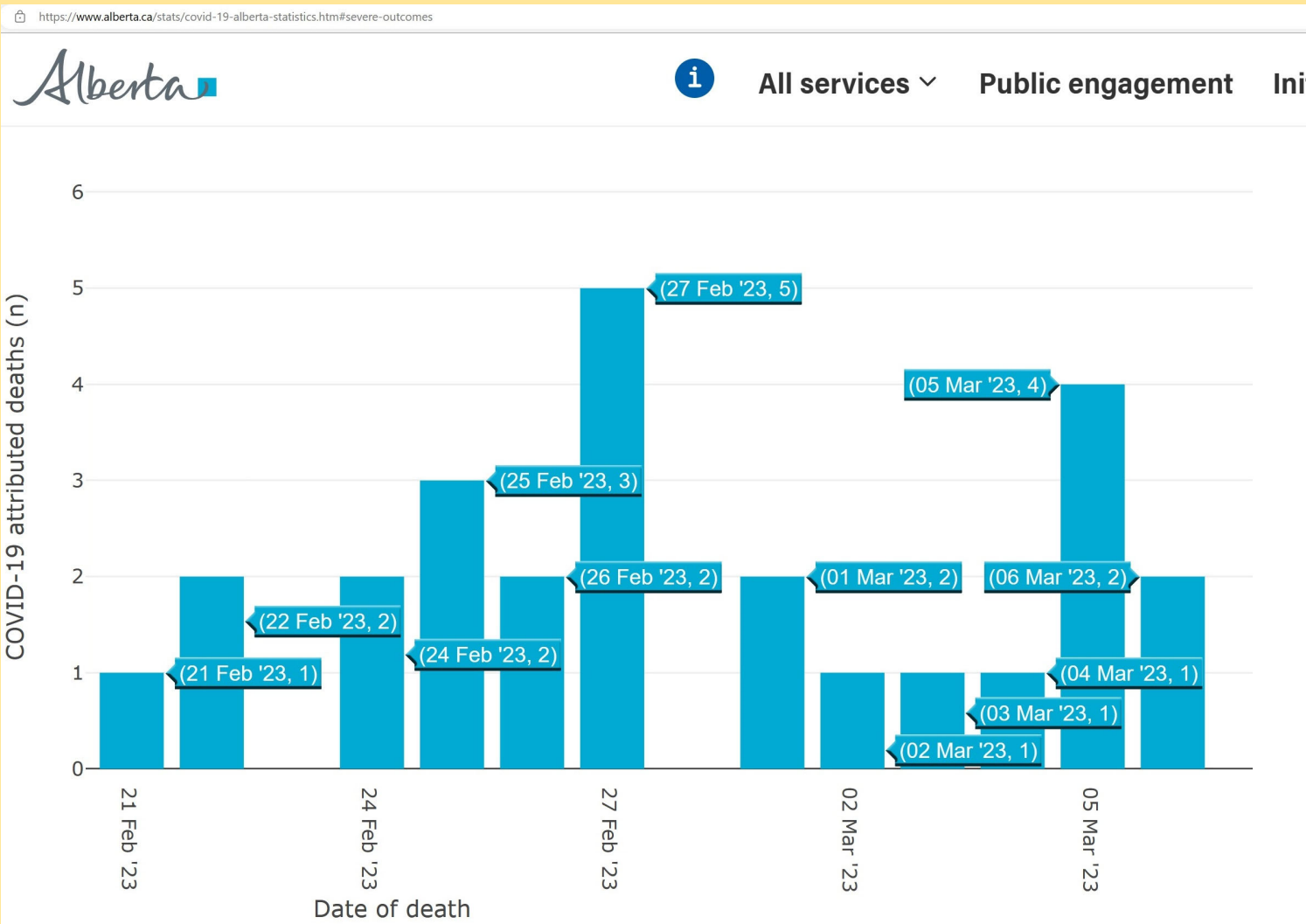


Figure 8: Daily COVID-19 attributed deaths. Data are subject to change; when death date is unavailable the date reported to Alberta Health is used until a death date is known.

From: David Dickson
Sent: Friday, March 17, 2023 4:32 PM
To: Drayton Valley-Devon <draytonvalley.devon@assembly.ab.ca>
Cc: Office of the Premier <Premier@gov.ab.ca>
Subject: Questions for the immediate attention and response of the Alberta Health Minister
Importance: High

Dear Mark,

Thank you for meeting with us today. Taking account of the finite timeline you mentioned in our meeting and the critical nature of these questions, here are the two items you were prepared to take to the Minister of Health.

1. Alberta Health published COVID Case/Death data.
 - a. This data is published on the Alberta Health Website (although the button to download was removed from the web page on October 10th, 2022).
 - b. This data includes the following pieces of information;
 - i. ID (random reference number)
 - ii. **Date reported**
 - iii. Alberta Health Services Zone
 - iv. Gender
 - v. Age group
 - vi. **Death status**
 1. **Active**
 2. **Recovered**
 3. **Died**
 4. **NA**
 - vii. Case type
 - c. There are two dates associated with each piece of information made available.
 - i. The date of publication referenced as the period of time since the last report. i.e. this week's report on Wednesday 15th, March 2023 included all the data and changes from Tuesday March 7th, 2023 to Monday March 13th, 2023 (inclusive).
 - ii. The **"Date reported"** on each line of the report.

Question 1:

As a fixed field of factual data, what does "Date reported" mean for each of the "Death status" items listed above? i.e. Does "Date reported" for Death Status "Died" mean the date first diagnosed with COVID, the date the person Died or the date Alberta Health was notified of the death?

2. Despite the public statements as regards the known harms of masking children, AHS is still requiring the masking of children over the age of 2 years as visitors or patients in Care Homes and Hospitals, as it has since March 2020. This masking requirement also applies to disabled persons with a written medical exemption such as myself. As this Directive by AHS was just updated on March 6th and March 13th, 2023 to expand the areas of mandatory masking of children and others and in September 2022 to expand to ANY VIRUS as justification, it is clear that this is intended to become a permanent restriction in Alberta. In addition, the official policy directions for modifying an adult mask for these children and infants (against the manufacturers' guidelines, OH&S and Health Canada safety guidelines) is a video produced by a young mainland China resident YouTube influencer with no formal training in this area. This video was created in April 2020 and still remains as the direction from AHS and thus the Alberta Government and the Health Minister responsible for AHS. See Section 7.1.b of the attached AHS Directive HCS-267. A direct link to the video can be found here: <https://www.youtube.com/watch?v=OaDKF5HK5hU&vl=en>.

This Directive, which is being aggressively enforced by AHS staff including Protective Services, resulting in the injury of Albertans and refusal of care for children and disabled persons, is not supported by AHS's own Scientific Advisory Group. After receiving their July 2022 report which acknowledged the harms being done by this masking policy, the Alberta CMOH (Dr. Deena Hinshaw) at the time, removed masking from Alberta leaving most Albertans to assume masking had finally gone for good. Despite Dr. Hinshaw and Health Minister Copping having the ability to ensure the removal of masks from AHS at the same time, they neglected to do so. As a result, my grandchildren (3 years and 8 years), also in your constituency, cannot visit their great grandmother in her Care Home (for 3 years and counting), visit an emergency department, be transported by ambulance or receive any Health Care at an AHS facility without being forced to wear a mask.

Note that the policy is not applicable to executive and admin staff or staff not in direct view of the public. There are many exemptions (which are not being adopted by many AHS staff) which make this policy even more unacceptable especially when the Government's own panel of experts (from AHS) acknowledge the harms and suggest the policy is more about 'optics' than safety. As you pointed out, regarding some of the COVID government matters we discussed during our meeting, this is more about 'compliance' than 'safety'.

For reference: [Section 7 of the latest HCS-267 Directive \(attached\)](#).

7. Masking Requirements for Pediatric Patients

- 7.1 As a general principle, [patients from three \(3\) to 18 years of age](#) are [expected](#) to wear masks to appointments at AHS facilities (including emergency departments, urgent care centres, and outpatient clinics) or when visiting others at risk.
 - a) Wearing a mask may not be appropriate or tolerated for a small percentage of children. The health care team should work collaboratively with the parent/guardian to find the most appropriate and safest solution for the situation.
 - b) For those children over three (3) years of age who can tolerate a procedure mask, provide a child-appropriate procedure mask or an adult procedure mask adjusted to fit the child. As child-sized masks will be limited in availability, adult-size masks should be used for older/larger children and 'solutions' such as in this [video](#) can be used to adjust adult masks to fit a child.
- 7.2 For infants and toddlers who are two (2) years of age and under, masks are not recommended. For these children, consider alternative strategies to keep them calm, safe (e.g., in a stroller, infant carrier, parent's/guardian's arms), and faced towards the parent/guardian to minimize droplet spread.
- 7.3 Families should maintain two (2) metres of physical distance from others and try to prevent children from wandering.

Question 2:

Based on the above information, how can the Minister of Health justify the forced masking of children and disabled persons or targeted discrimination of those unable or unwilling to wear a mask, for the same reasons Premier Smith stated regarding the harms they were causing children at schools and how can he continue to ignore the mental and physical damage caused by this policy including the forced separation of children and other family members from their loved ones in Care Homes?

David T. Dickson

From: Health Minister <Health.Minister@gov.ab.ca>

Sent: Wednesday, April 19, 2023 3:31 PM

To: David Dickson <david.dickson@dksdata.com>

Cc: DraytonValley.Devon@assembly.ab.ca

Subject: COVID-19 Data and Masking

AR 209982

Dear David Dickson:

Mark Smith, MLA, Drayton Valley-Devon, forwarded your correspondence regarding COVID-19 data and masking practices in the province. As Minister of Health, I appreciate the opportunity to respond on behalf of the Government of Alberta.

Regarding your query about COVID-19 data, cases are listed based on the date that laboratory results are reported to Alberta Health. On the COVID-19 Alberta Statistics [dashboard](#), Figure 8 (under the "Severe Outcomes" tab) displays information about the number of deaths based on the date of death reported to Alberta Health. As noted in the [data notes](#), numbers may fluctuate as case information is updated.

With respect to masking practices in the province, all remaining Alberta Chief Medical Officer of Health COVID-19 orders were lifted on June 30, 2022. Alberta Health Services (AHS) has maintained its own masking policies in AHS-operated and contracted facilities. AHS continues to review and evaluate these policies in an effort to balance the safety and preferences of patients, staff, and visitors. For more information, please refer to the [AHS Use of Masks During COVID-19 Directive](#).

Thank you again for writing.

Sincerely,

Jason Copping

Minister of Health

cc: Mark Smith, MLA, Drayton Valley-Devon

What does this reply from the Health Minister mean?

Deaths

The original question related to the data that was reported in the detailed download file that has been produced by Alberta Health since May 2020 (and is still produced).

The answer from the Health Minister was to point to another dataset (chart) relating to COVID deaths. This chart first became available on the Alberta website on December 1st, 2020. It has almost never matched the reported COVID deaths data on the main highlight page (total deaths) or the daily deaths reported in the download file. With an average reported death of 5 a day, statistically the numbers should have matched by chance up to 20% of the time. Yet, daily, the numbers matched around 11% of the time each year (+/-1%). In the rolling total, the numbers matched a total of 35 times in over 3 years, which is 3% of the time.

If this chart, that is both hard to read and almost impossible to monitor, was the true picture of reported COVID related deaths in the Province, then the daily updates in the Media and by the CMOH were a lie. The information AHS provides to its staff is a lie and the report from the Alberta Auditor General on Care Homes for 2020 IS A LIE!

AHS and Masks.

*Here the Health Minister sent back a link to the document I sent him (HCS-267). He obviously has not read it (or even took into account the issues I raised with it in my email). And lastly, contrary to the Provincial Health Act and Federal expectations on responsibility for Health Care in Canada, the Health Minister effectively confirmed **AHS controls** Health Care in Alberta. This is a clear dereliction of the duty of care that is the responsibility of the Health Minister and Alberta Health as a whole. This makes a mockery of the whole department and the position of Health Minister. This is also in stark contrast to the actions of Jason Copping's predecessor (Tyler Shandro) who very clearly directed AHS to actively pursue 'High Profile Law Breakers' relating to COVID mandates.*

As both Tyler Shandro and Jason Copping are lawyers by profession, this is even more disturbing. Add to that the fact that Jason Copping's area of expertise is Human Rights and the dereliction of duty as a Minister and a lawyer is irrefutable.

TIME IS UP. They need to DO THEIR JOB!

See next page for the expectations of the Minister of Health overseeing Health Care and Alberta Health Services.

61) "12) Section 2.1 of the Communicable Diseases Regulation gives the regional health authority (i.e. Alberta Health Services) the statutory authority to implement distribution of a vaccine as well the requirement to ensure that employees who administer vaccines are trained to do so."

62) Section 2(1) as provided in the attachment from the Crown does not mention Regional Health Authorities or AHS. In fact, it clarifies that healthcare is the domain of the Crown through the Minister of Health.

"2(1) The Minister may

(a) provide health promotional, preventive, diagnostic, treatment, rehabilitative or palliative services, supplies, equipment and care and any drugs, medicines and biological agents for the prevention, treatment or modification of communicable diseases, and

(b) with respect to the services or things referred to in clause (a), determine"

After this the Act states:

"(i) the persons eligible to receive those services or things,

(ii) the persons who may administer those services or things,

(iii) the conditions under which those services or things may be provided and administered, and

(iv) the methods and protocols respecting distribution and, where applicable, storage and handling of those services and things."

63) However, Section 2.1(1) states "shall provide", '**as directed/authorised/required/established BY THE MINISTER'**

"2.1

(1) A regional health authority shall provide

(a) health promotional, preventive, diagnostic, treatment, rehabilitative or palliative services, supplies, equipment and care for the prevention, treatment or modification of communicable diseases, and

(b) any drugs, medicines and biological agents provided by the Minister under section 2(1)(a), **as directed by the Minister.**"

"(2) A regional health authority shall, with respect to the provision of those services and things referred to in subsection (1),

(a) implement distribution, storage and handling methods and protocols **as directed by the Minister,**

(b) provide data, records or reports at the times and in the form and manner **required by the Minister,**

(c) create and maintain the data and records **required by the Minister,** and

(d) monitor **as directed by the Minister,** the health and safety of persons to whom the services or things are provided."

"(3) A regional health authority shall ensure that employees and other persons who provide or administer those services and things referred to in subsection (1) under its authority **are trained to do so in accordance with any requirements established by the Minister.**"

"(4) A regional health authority shall not charge for the services or things referred to in subsection (1) that are provided by the regional health authority, its employees or other persons acting under its authority under this section, or provided by the Minister under section 2(1)(a), unless authorized to do so by the Minister."

A View to a Kill

Alberta: 4'Views' of reported deaths (4)

Health Canada (HC) download.

Matched Alberta 'View' (1) until August 2022 when HC moved to weekly updates. 27 deaths in two weeks (not 66 or 4 or 26)

2020 deaths = 1,267 (April 17th, 2023)

<https://health-infobase.canada.ca/src/data/covidLive/covid19-download.csv>

5/6

pruid	prname	date	reporting_week	numdeaths	numdeaths_last7
48	Alberta	2020-02-01	5	0	0
48	Alberta	2020-02-08	6	0	0
48	Alberta	2020-02-15	7	0	0
48	Alberta	2020-02-22	8	0	0
48	Alberta	2020-02-29	9	0	0
48	Alberta	2020-03-07	10	0	0
48	Alberta	2020-03-14	11	0	0
48	Alberta	2020-03-21	12	1	1
48	Alberta	2020-03-28	13	1	0
48	Alberta	2020-04-04	14	23	22
48	Alberta	2020-04-11	15	45	22
48	Alberta	2020-04-18	16	57	12
48	Alberta	2020-04-25	17	84	27
48	Alberta	2020-05-02	18	104	20
48	Alberta	2020-12-26	52	1116	155
48	Alberta	2021-01-02	53	1267	151
48	Alberta	2021-01-09	1	1426	159
48	Alberta	2021-12-25	51	3304	10
48	Alberta	2022-01-01	52	3322	18
48	Alberta	2022-01-08	1	3349	27
48	Alberta	2022-12-24	51	5404	29
48	Alberta	2022-12-31	52	5430	26
48	Alberta	2023-01-07	1	5453	23
48	Alberta	2023-02-04	5	5565	22
48	Alberta	2023-02-11	6	5576	11
48	Alberta	2023-02-18	7	5592	16
48	Alberta	2023-02-25	8	5607	15
48	Alberta	2023-03-04	9	5619	12
48	Alberta	2023-04-08	14	5674	11

Health Canada (HC) View of data post August 2022.
27 COVID deaths reported in current Health Canada files.
HC week ends Sunday. Alberta Health week ends Monday.

prname	date	reporting_week	num deaths	num deaths last7
Alberta	2023-02-25	8	5607	15
Alberta	2023-03-04	9	5619	12

A View to a Kill

Reported COVID deaths in Alberta.

Total = 5,685 as of April 17th, 2023.

How many deaths reported is totally dependent on WHO is reporting and for what nefarious purpose.

But Dead Bodies Don't MOVE!

Podcast coming soon.

6/6

Alberta Reported COVID Deaths - It is all about how you sort the data!				
Year	Alberta Health (AH) Download File		By AH Website Chart ³	Health Canada ⁴ (lagging 1 week - 11 deaths)
	by Date file published. ¹	by 'Date Published' field in file. ²		
2020	1,046	1,533	1,213	1,116
2021	2,264	1,833	2,106	2,206
2022	2,041	2,127	2,110	2,108
2023	334	192	256	244
Total	5,685	5,685	5,685	5,674
¹ https://www.alberta.ca/data/stats/covid-19-alberta-statistics-data.csv				
² https://www.alberta.ca/data/stats/covid-19-alberta-statistics-data.csv				
³ https://www.alberta.ca/stats/covid-19-alberta-statistics.htm#severe-outcomes				
⁴ https://health-infobase.canada.ca/src/data/covidLive/covid19-download.csv				

Examples of the impacts of these lies relating to the reporting of COVID deaths in Alberta follow.

Note:

All of the data presented is produced by the Provincial Government and published on its own website.

All of this data and the examples exclude the known issues relating to the definition of a COVID death, improper treatment and diagnosis of patients, and avoidable deaths due to the improper response to COVID. This is, in of itself, criminal negligence bordering on terrorism.

***Crimes have been committed.
People have suffered unnecessarily.
People have died unnecessarily.
IT IS STILL HAPPENING!***

Those responsible MUST BE HELD ACCOUNTABLE.

A View to a Kill

Scenario 1

In the beginning.

- The first data download from Alberta Health on May 1st, 2020 contained 92 reported deaths. 11 of these reported deaths have since been reversed (‘reclassified’ as ‘NOT COVID’). (see <https://dksdata.com/AlbertaDead#DetailedDead>).
- The media and CMOH at the time reported 87 deaths. (see <https://dksdata.com/AlbertaDead#LiesThatBind>).
- The data download file as of April 21st, 2023, shows 128 deaths (minus 11 reclassified) = 117 reported COVID deaths. See: <https://www.alberta.ca/data/stats/covid-19-alberta-statistics-data.csv>. This is the data used by the Auditor General and Alberta Health Services to justify ‘focused protection’ and continued restrictions in Care Homes and Hospitals. See: <https://dksdata.com/Care.html#AG>.
- The Alberta Health website chart (that the Alberta Health Minister says is the accurate reporting of deaths) shows 100 deaths for that period. See: <https://www.alberta.ca/stats/covid-19-alberta-statistics.htm#severe-outcomes> Figure 8.

We have seen how ‘Cases’ were misrepresented at the start of COVID in Alberta.
See: <https://dksdata.com/podcast/LiesDamnedLiesandSadisticsE008.pdf>, <https://dksdata.com/podcasts#E8>

What about deaths in those first ‘two weeks to flatten the curve’ (March 12th, 2020 to March 25th, 2020)?

- The media and CMOH reported two deaths. One on March 19th, 2020, and one on 24th March, 2020. See: <https://www.ctvnews.ca/health/coronavirus/tracking-every-case-of-covid-19-in-canada-1.4852102>
“March 19 – The province had its first death from COVID-19 – a man in his 60s with an underlying health condition – and 27 new cases.”
“March 24 –There are 57 new cases of COVID-19 in the province as well as the province's second death due to the disease. The victim is a woman in her 80s in the Calgary zone.”
One death in the download data from March 23rd, 2020 was ‘reclassified’ as not COVID in the May 15th, 2020 download file. See <https://dksdata.com/AlbertaDead>.
- The data download as of April 21st, 2023, shows 15 reported COVID deaths (minus 1 reclassified) = 14 reported COVID deaths.
 - March 14th, 2020 – 1 COVID death reported.
 - March 17th, 2020 – 1 COVID death reported.
 - March 21st, 2020 – 2 COVID deaths reported.
 - March 23rd, 2020 – 1 COVID death reported (later reclassified as NOT COVID).
 - March 24th, 2020 – 3 COVID deaths reported.
 - March 25th, 2020 – 6 COVID deaths reported.

<https://www.alberta.ca/data/stats/covid-19-alberta-statistics-data.csv>

This is the data used by the Auditor General (See: <https://dksdata.com/Care.html#AG>) and Alberta Health Services to justify ‘focused protection’ and continued restrictions in Care Homes and Hospitals.

- The Alberta Health website chart (that the Alberta Health Minister says is the accurate reporting of deaths) shows 1 reported death (March 19th, 2020) for that two week period. See: <https://www.alberta.ca/stats/covid-19-alberta-statistics.htm#severe-outcomes> Figure 8.

All sources of data agree with a total to date of 5,685 but the timing of the deaths reported is not even close in the breakdown.

Why does this matter?

It fundamentally changes the deaths reported by vaccination status in 2021 and 2022.
This data was used to terrify the Alberta population into taking a rushed vaccine without informed consent.

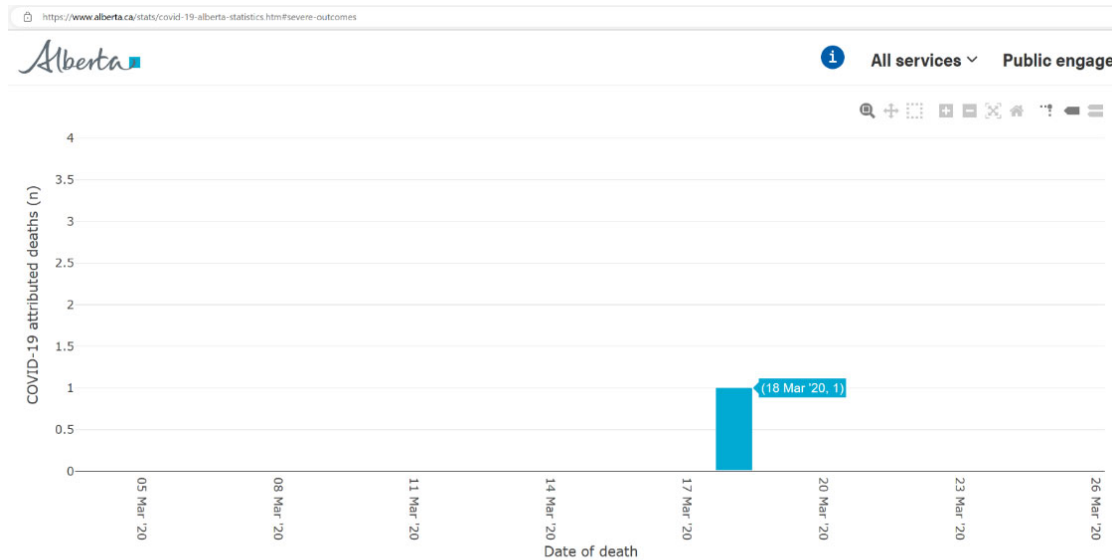


Figure 8: Daily COVID-19 attributed deaths. Data are subject to change; when death date is unavailable the date reported to Alberta Health is used until a death date is known.



Count	Date reported	Alberta Health Services Zone	Gender	Age group	Death status	Case type	Last Seen	Removed	Reported Dead	Days 'with' COVID	Days to 'Resurrect'	Count in File
1	2020-03-23	Calgary Zone	Female	80+ years	Died	Confirmed	2020-05-12	2020-05-15	2020-05-01	39	53	1
Count	Date reported	Alberta Health Services Zone	Gender	Age group	Death status	Case type	Not Present	Reported Dead	Days 'with' COVID	Count in File		
1	2020-03-14	Edmonton Zone	Male	60-69 years	Died	Confirmed	2020-03-05	2020-05-01	48	1		
2	2020-03-17	North Zone	Male	30-39 years	Died	Confirmed	2020-03-05	2020-05-01	45	2		
3	2020-03-19	Calgary Zone	Male	60-69 years	Died	Confirmed	2020-03-05	2020-05-01	43	3		
4	2020-03-21	Calgary Zone	Female	50-59 years	Died	Confirmed	2020-03-05	2020-05-01	41	4		
5	2020-03-21	Edmonton Zone	Male	80+ years	Died	Confirmed	2020-03-05	2020-05-01	41	5		
6	2020-03-23	Calgary Zone	Female	80+ years	Died	Confirmed	2020-03-05	2020-05-01	39	6		
7	2020-03-23	Calgary Zone	Female	80+ years	Died	Confirmed	2020-03-05	2020-05-01	39	7		
8	2020-03-24	Calgary Zone	Female	80+ years	Died	Confirmed	2020-03-05	2020-05-01	38	8		
9	2020-03-24	Calgary Zone	Male	80+ years	Died	Confirmed	2020-03-05	2020-05-01	38	9		
10	2020-03-24	Calgary Zone	Male	80+ years	Died	Confirmed	2020-03-05	2020-05-01	38	10		
11	2020-03-25	Calgary Zone	Female	70-79 years	Died	Confirmed	2020-03-05	2020-05-01	37	11		
12	2020-03-25	Calgary Zone	Female	80+ years	Died	Confirmed	2020-03-05	2020-05-01	37	12		
13	2020-03-25	Calgary Zone	Female	80+ years	Died	Confirmed	2020-03-05	2020-05-01	37	13		
14	2020-03-25	Calgary Zone	Female	80+ years	Died	Confirmed	2020-03-05	2020-05-01	37	14		
15	2020-03-25	Calgary Zone	Male	80+ years	Died	Confirmed	2020-03-05	2020-05-01	37	15		

A View to a Kill

Scenario 2

COVID deaths reported in 2020.

Vaccinations in Alberta started on December 15th, 2020. A large number of vaccinations in Care Homes were done in December 2020 and early 2021.

- The data download shows 1,103 reported deaths in 2020 and 57 reclassifications making the total reported deaths for 2020 = 1,046 using this ‘View’. This was confirmed in the Health Canada data until August 2022.
In the download files from December 15th, 2020, to December 31st, 2020, there are 313 reported deaths.
Any of these could have potentially been post vaccination.
This would put potential reported COVID unvaccinated deaths in 2020 between 733 and 1,046.
- Taking that same data and sorting the deaths by the ‘reported date’ field, we suddenly get 1,648 reported deaths and 115 reclassifications making the total reported deaths for 2020 (using this ‘View’) as 1,532.
This is close to the 1,530 reported deaths for 2020 in the Alberta Auditor General’s recently released 2020 Care Home report.
In the download files from December 15th, 2020 to December 30th, 2020, when sorted by ‘reported date’, there are 397 reported COVID deaths.
Any of these could have potentially been post vaccination. This would put potential reported COVID unvaccinated deaths in 2020 between 1,135 and 1,532 using this ‘View’.
- The Alberta Health website chart (that the Alberta Health Minister says is the accurate reporting of deaths) shows 1,213 reported COVID deaths for 2020.
That Alberta Health chart shows 365 reported COVID deaths from December 15th, 2020 to December 31st, 2020.
Any of these could have potentially been post vaccination.
This would put potential reported COVID unvaccinated deaths in 2020 between 848 and 1,213 using this (‘View’).

In 2021 and 2022, Alberta Health had a page on their website showing the percentage of unvaccinated people who died based on the number of people reported to have died from January 1st, 2021.
This number was based on the highest reported COVID deaths for 2020 in the above calculations (1,532).

This put the number of unvaccinated deaths by June 29th, 2021 at 87%. However, that number could have been as low as 43%. This could put the deaths in the vaccinated at 57%. Only 36% of the Alberta population was reported ‘fully vaccinated’ at this time. Everyone else fell into the ‘unvaccinated’ category for reporting deaths. Let us leave aside, for the moment, the issues of how many people died between the first vaccine and two weeks after the second vaccine when Alberta Health considered them to be ‘unvaccinated’.

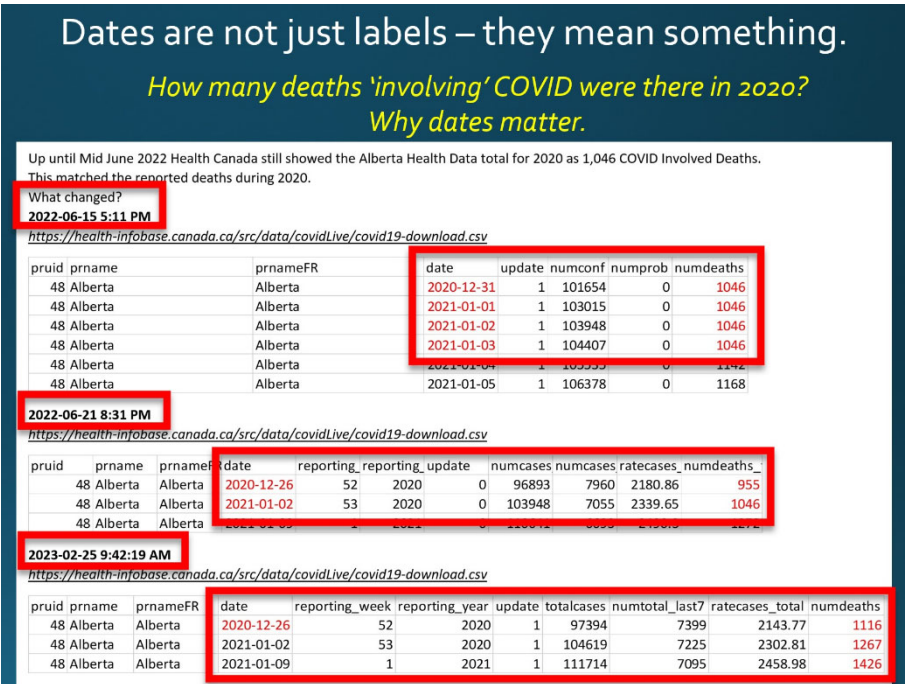
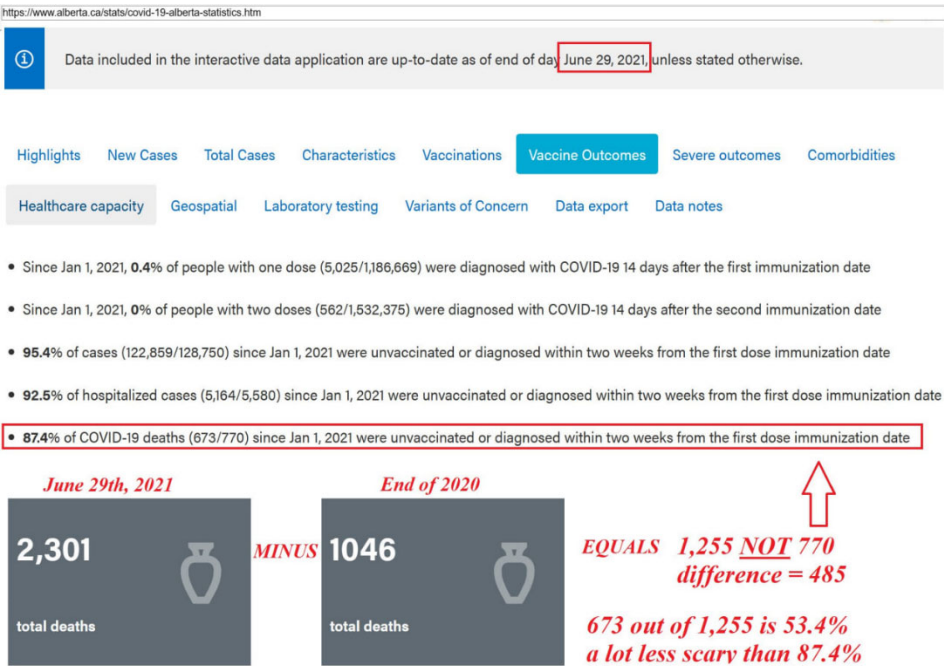
If the ‘fully vaccinated’ made up 23% of the deaths, it could suggest some minimal efficacy in the vaccine at best.
However, if the vaccinated made up 57% (or more) of the deaths at that time, it would suggest a significant negative efficacy in the vaccine.

Now add in the large number of people dying post vaccination but while still classified as ‘unvaccinated’.
Some of the most recent confirmed vaccine deaths being reported in the mainstream media from the UK, died within the first 10 days of being vaccinated (as confirmed by the UK coroner). As such, they would have been classified as ‘unvaccinated’ deaths despite dying from the vaccine.
See <https://www.bbc.com/news/uk-england-london-65321937>, <https://www.bbc.com/news/uk-england-south-yorkshire-60757293>, <https://www.bbc.com/news/uk-england-tyne-65187992>, <https://www.bmj.com/content/377/bmj.o1565>)

If presented truthfully at the time, this information would not have been good for vaccine hesitancy.
But what about informed consent?
The public was told over 87% of deaths were in the unvaccinated. Many people based their decision to vaccinate on that clearly false number.
How many died, have been (or will be) injured as a result?

This is why the data relating to vaccine status that was hidden by Alberta Health from July 2022 is so critical.
Also critical in the overall risk assessment for Albertans is the co-morbidities data and age range.
The oldest person was 107 in the last update of that data. Did they REALLY die OF COVID?

See <https://dksdata.com/AlbertaDead>, <https://dksdata.com/CourtUpdate>





A View to a Kill How many 'COVID deaths' were there in Alberta in a two-week period?

Feb. 21, 2023-Mar. 6, 2023

Using the Alberta Health Services criteria

66 COVID deaths were reported by Alberta Health Services to their staff.

Using the Alberta Health Services criteria

66 reported by Alberta Health Services to their staff

AHS Update: Work underway to meet EMS hospital time target, AHS wins top employer awards, continuous masking dropped in non-clinical areas



Full Version

March 10, 2023

Please print and share with your teams as needed

To all staff, physicians and volunteers,

Other notable COVID-19-related information

- As of March 6, 5,622 individuals have passed away from COVID-19, including 66 deaths since the last report. We extend our condolences to the families of these individuals, and to all who have lost loved ones from any cause during this time.

With enduring gratitude and appreciation,

Mauro Chies
Interim AHS President & CEO

Alberta Health Service Staff
2 week internal update from the CEO.

1

ALBERTA REPORTED COVID DEATHS: 66 Deaths listed in File. - 4 deaths in the two week coverage period.

Reported February 21st, 2023 to March 6th, 2023

Count	Date reported	Alberta Health Services Zone	Gender	Age group	Death status	Case type	Not Present	Reported Dead	Days to report	Count in File
1	2022-09-07	Calgary Zone	Male	80+ years	Died	Confirmed	2023-02-20	2023-02-27	173	1
2	2022-10-08	North Zone	Male	80+ years	Died	Confirmed	2023-02-20	2023-02-27	142	2
3	2022-11-18	Central Zone	Male	80+ years	Died	Confirmed	2023-02-20	2023-02-27	101	3
4	2022-11-21	North Zone	Female	80+ years	Died	Confirmed	2023-02-20	2023-02-27	98	4
5	2022-11-27	Central Zone	Male	70-79 years	Died	Confirmed	2023-02-20	2023-02-27	92	5
6	2022-12-04	Central Zone	Female	70-79 years	Died	Confirmed	2023-02-20	2023-02-27	85	6
7	2022-12-12	Central Zone	Female	80+ years	Died	Confirmed	2023-02-20	2023-02-27	77	7
8	2022-12-15	North Zone	Male	80+ years	Died	Confirmed	2023-02-20	2023-02-27	74	8
9	2022-12-20	Calgary Zone	Male	80+ years	Died	Confirmed	2023-02-20	2023-02-27	69	9
10	2022-12-20	Central Zone	Male	80+ years	Died	Confirmed	2023-02-20	2023-02-27	69	10
11	2022-12-22	Edmonton Zone	Male	80+ years	Died	Confirmed	2023-02-20	2023-02-27	67	11
12	2022-12-22	Edmonton Zone	Male	80+ years	Died	Confirmed	2023-02-20	2023-02-27	67	12
13	2022-12-24	Calgary Zone	Female	80+ years	Died	Confirmed	2023-02-20	2023-02-27	65	13
14	2022-12-26	Central Zone	Male	80+ years	Died	Confirmed	2023-02-20	2023-02-27	63	14
15	2022-12-26	Edmonton Zone	Male	60-69 years	Died	Confirmed	2023-02-20	2023-02-27	63	15
16	2022-12-27	Central Zone	Male	80+ years	Died	Confirmed	2023-02-20	2023-02-27	62	16
17	2022-12-27	Edmonton Zone	Female	80+ years	Died	Confirmed	2023-02-20	2023-02-27	62	17
18	2022-12-29	Calgary Zone	Male	80+ years	Died	Confirmed	2023-02-20	2023-02-27	60	18
19	2022-12-31	North Zone	Female	40-49 years	Died	Confirmed	2023-02-20	2023-02-27	58	19
20	2023-01-02	Central Zone	Female	70-79 years	Died	Confirmed	2023-02-20	2023-02-27	56	20
21	2023-01-02	Edmonton Zone	Female	60-69 years	Died	Confirmed	2023-02-20	2023-02-27	56	21
22	2023-01-05	Calgary Zone	Female	70-79 years	Died	Confirmed	2023-02-20	2023-02-27	53	22
23	2023-01-05	Edmonton Zone	Male	60-69 years	Died	Confirmed	2023-02-20	2023-02-27	53	23
24	2023-01-05	Edmonton Zone	Male	60-69 years	Died	Confirmed	2023-02-20	2023-02-27	53	24
25	2023-01-06	Central Zone	Male	80+ years	Died	Confirmed	2023-02-20	2023-02-27	52	25
26	2023-01-06	Edmonton Zone	Male	50-59 years	Died	Confirmed	2023-02-20	2023-02-27	52	26
27	2023-01-09	Edmonton Zone	Female	70-79 years	Died	Confirmed	2023-02-20	2023-02-27	49	27
28	2023-01-09	Edmonton Zone	Male	60-69 years	Died	Confirmed	2023-02-20	2023-02-27	49	28
29	2023-01-10	Central Zone	Male	70-79 years	Died	Confirmed	2023-02-20	2023-02-27	48	29
30	2023-01-10	Edmonton Zone	Male	70-79 years	Died	Confirmed	2023-02-20	2023-02-27	48	30
31	2023-01-10	North Zone	Female	30-39 years	Died	Confirmed	2023-02-20	2023-02-27	48	31
32	2023-01-12	South Zone	Male	70-79 years	Died	Confirmed	2023-02-20	2023-02-27	46	32
33	2023-01-13	Edmonton Zone	Female	50-59 years	Died	Confirmed	2023-02-20	2023-02-27	45	33
34	2023-01-14	Central Zone	Male	60-69 years	Died	Confirmed	2023-02-20	2023-02-27	44	34
35	2023-01-20	Edmonton Zone	Male	70-79 years	Died	Confirmed	2023-02-20	2023-02-27	38	35
36	2023-01-21	Edmonton Zone	Female	80+ years	Died	Confirmed	2023-02-20	2023-02-27	37	36
37	2023-01-27	Edmonton Zone	Female	70-79 years	Died	Confirmed	2023-02-20	2023-02-27	31	37
38	2023-02-03	Central Zone	Female	70-79 years	Died	Confirmed	2023-02-20	2023-02-27	24	38
39	2023-02-05	Calgary Zone	Male	80+ years	Died	Confirmed	2023-02-20	2023-02-27	22	39
40	2023-02-12	Edmonton Zone	Male	70-79 years	Died	Confirmed	2023-02-20	2023-02-27	15	40
41	2023-02-16	Edmonton Zone	Male	70-79 years	Died	Confirmed	2023-02-20	2023-02-27	11	41
42	2023-02-17	Edmonton Zone	Female	70-79 years	Died	Confirmed	2023-02-20	2023-02-27	10	42
43	2023-02-17	Edmonton Zone	Male	80+ years	Died	Confirmed	2023-02-20	2023-02-27	10	43
44	2023-02-18	Edmonton Zone	Female	40-49 years	Died	Confirmed	2023-02-20	2023-02-27	9	44
45	2023-02-18	South Zone	Male	80+ years	Died	Confirmed	2023-02-20	2023-02-27	9	45
46	2023-02-24	North Zone	Female	70-79 years	Died	Confirmed	2023-02-20	2023-02-27	3	46
47	2022-08-05	Calgary Zone	Female	60-69 years	Died	Confirmed	2023-02-27	2023-03-06	213	1
48	2022-10-02	North Zone	Male	80+ years	Died	Confirmed	2023-02-27	2023-03-06	155	2
49	2022-10-09	North Zone	Male	80+ years	Died	Confirmed	2023-02-27	2023-03-06	148	3
50	2022-11-22	North Zone	Male	80+ years	Died	Confirmed	2023-02-27	2023-03-06	104	4
51	2022-11-27	North Zone	Female	60-69 years	Died	Confirmed	2023-02-27	2023-03-06	99	5
52	2022-12-03	Central Zone	Female	60-69 years	Died	Confirmed	2023-02-27	2023-03-06	93	6
53	2022-12-27	Central Zone	Male	80+ years	Died	Confirmed	2023-02-27	2023-03-06	69	7
54	2022-12-28	Edmonton Zone	Female	60-69 years	Died	Confirmed	2023-02-27	2023-03-06	68	8
55	2022-12-29	Central Zone	Male	50-59 years	Died	Confirmed	2023-02-27	2023-03-06	67	9
56	2022-12-30	Calgary Zone	Female	80+ years	Died	Confirmed	2023-02-27	2023-03-06	66	10
57	2022-12-31	Edmonton Zone	Male	80+ years	Died	Confirmed	2023-02-27	2023-03-06	65	11
58	2023-01-04	Edmonton Zone	Male	70-79 years	Died	Confirmed	2023-02-27	2023-03-06	61	12
59	2023-01-10	Edmonton Zone	Male	60-69 years	Died	Confirmed	2023-02-27	2023-03-06	55	13
60	2023-01-30	Calgary Zone	Male	80+ years	Died	Confirmed	2023-02-27	2023-03-06	35	14
61	2023-01-31	Edmonton Zone	Female	80+ years	Died	Confirmed	2023-02-27	2023-03-06	34	15
62	2023-02-04	Edmonton Zone	Male	80+ years	Died	Confirmed	2023-02-27	2023-03-06	30	16
63	2023-02-17	Calgary Zone	Female	80+ years	Died	Confirmed	2023-02-27	2023-03-06	17	17
64	2023-02-25	Calgary Zone	Male	70-79 years	Died	Confirmed	2023-02-27	2023-03-06	9	18
65	2023-02-26	Edmonton Zone	Male	30-39 years	Died	Confirmed	2023-02-27	2023-03-06	8	19
66	2023-03-02	Edmonton Zone	Male	20-29 years	Died	Confirmed	2023-02-27	2023-03-06	4	20

How the Alberta Health Minister says they are reported.

- 26 COVID deaths were in the web chart the Alberta Health Ministers states is the accurate data from Feb. 21st, 2023 – Mar. 6th, 2023.

3

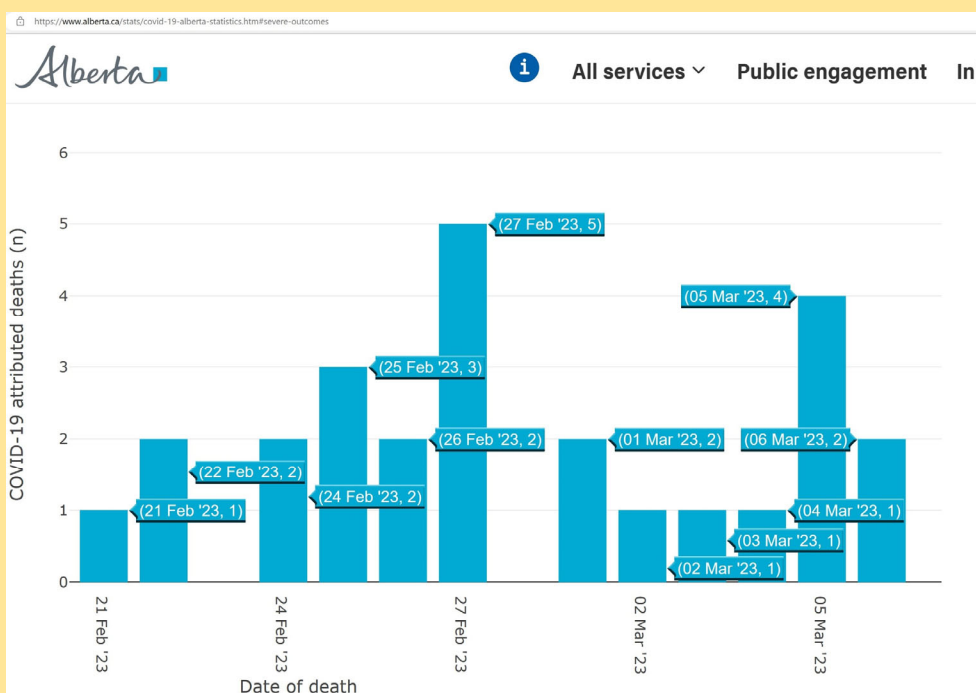


Figure 8: Daily COVID-19 attributed deaths. Data are subject to change; when death date is unavailable the date reported to Alberta Health is used until a death date is known.

Scenario 3

Alberta Health, Health Canada and Alberta Health Services reported 66, 27, 26, 19, 12 and 4 COVID deaths in the weeks between February 21st, 2023, and March 6th, 2023. These deaths were reported very differently depending on who reported them and why they were being reported. Note that these are people's lives, not a lottery!

Using the original criteria on reporting from the Alberta CMOH and Media and the current criteria used by Alberta Health Services.

Alberta Health Services need to keep the fear factor for its staff as high as possible. This ensures 'compliance' with the Continuous Masking Directive (HCS-267) and ongoing discriminatory practices they are fostering against the unmasked and unvaccinated.

Deaths were reported to the public this way and were used to 'justify' the lockdowns and other restrictions/responses to COVID, including masks, isolation, closures and vaccinations.

- 66 COVID deaths were reported by Alberta Health Services to their staff in a report dated March 10th, 2023.
- 66 COVID deaths were reported in the Alberta Health download files dated February 27th, 2023, and March 6th, 2023. All but 4 had 'date reported' before these two weeks.

How the Auditor General looked at the data for the 2020 Care Home report.

Although the download files for February 21st, 2023, to March 6th, 2023 had 66 reported COVID deaths, not all reported COVID deaths were dated in those reported weeks. Many of the reported deaths had 'reported dates' before the reporting period.

In the recent report on Care Homes during 2020, the Auditor General used the 'reporting date' as the confirmed date of death.

Using this data 'View'.

- 4 COVID deaths were reported in the Alberta Health download files dated February 27th, 2023, and March 6th, 2023 with 'date reported' in those two weeks.

How the Alberta Health Minister says they are reported.

In a recent response, the Alberta Health Minister confirmed that the reported COVID deaths in Alberta are shown in the chart:

<https://www.alberta.ca/stats/covid-19-alberta-statistics.htm#severe-outcomes>

"Figure 8: Daily COVID-19 attributed deaths. Data are subject to change; when death date is unavailable the date reported to Alberta Health is used until a death date is known."

- 26 COVID deaths were reported in the web chart the Alberta Health Minister states is the accurate data from February 21st, 2023 to March 6th, 2023.
- This is the least stable death reporting. (12 COVID Death reported by March 6th. 19 COVID Deaths reported by March 13th, 26 Deaths reported by March 23rd).

How Health Canada reports Alberta COVID deaths.

Health Canada receives all their data from the Provinces on COVID deaths. This data used to match the data reported by Alberta until August 2022 when Health Canada switched to weekly reporting.

<https://health-infobase.canada.ca/src/data/covidLive/covid19-download.csv>

- 27 COVID deaths were reported by Health Canada February 18th, 2023 to March 4th, 2023.



How the Auditor General 'viewed' data for the 2020 Care Home report.

4 COVID deaths reported in Alberta Health download files
Feb. 21st, 2023 – Mar. 6th, 2023.

2

ALBERTA REPORTED COVID DEATHS: 66 Deaths listed in File. - 4 deaths in the two week coverage period.

Reported February 21st, 2023 to March 6th, 2023

Count	Date reported	Alberta Health Services Zone	Gender	Age group	Death status	Case type	Not Present	Reported Dead	Days to report	Count in File
1	2022-09-07	Calgary Zone	Male	80+ years	Died	Confirmed	2023-02-20	2023-02-27	173	1
45	2023-02-18	South Zone	Female	80+ years	Died	Confirmed	2023-02-20	2023-02-27	9	45
46	2023-02-24	North Zone	Female	70-79 years	Died	Confirmed	2023-02-20	2023-02-27	3	46
47	2022-08-05	Calgary Zone	Female	60-69 years	Died	Confirmed	2023-02-27	2023-03-06	213	1
63	2023-02-17	Calgary Zone	Female	80+ years	Died	Confirmed	2023-02-27	2023-03-06	17	17
64	2023-02-25	Calgary Zone	Male	70-79 years	Died	Confirmed	2023-02-27	2023-03-06	9	18
65	2023-02-26	Edmonton Zone	Male	30-39 years	Died	Confirmed	2023-02-27	2023-03-06	8	19
66	2023-03-02	Edmonton Zone	Male	20-29 years	Died	Confirmed	2023-02-27	2023-03-06	4	20

Health Canada (HC) View of data post August 2022.

27 COVID deaths reported in current Health Canada files.
HC week ends Sunday. Alberta Health week ends Monday.

4

prname	date	reporting_ week	num deaths	num deaths last7
Alberta	2023-02-25	8	5607	15
Alberta	2023-03-04	9	5619	12