

From: David Dickson

Sent: Thursday, June 22, 2023 9:43 AM

To: Ministry of Justice <ministryofjustice@gov.ab.ca>; Health Minister <Health.Minister@gov.ab.ca>; Office of the Premier <Premier@gov.ab.ca>; rachel.notley@albertandp.ca; Motz, Glen - M.P. <Glen.Motz@parl.gc.ca>; Drayton Valley-Devon <draytonvalley.devon@assembly.ab.ca>; Dane.Lloyd@parl.gc.ca

Cc: Karen Dickson <karen.dickson@dksdata.com>; SpruceGrove.StonyPlain@assembly.ab.ca; Calgary.Acadia@assembly.ab.ca; Calgary.Beddington@assembly.ab.ca; Calgary.Bow@assembly.ab.ca; Calgary.Buffalo@assembly.ab.ca; Calgary.Cross@assembly.ab.ca; Calgary.Currie@assembly.ab.ca; Calgary.East@assembly.ab.ca; Calgary.Edgemont@assembly.ab.ca; Calgary.Elbow@assembly.ab.ca; Calgary.Falconridge@assembly.ab.ca; Calgary.FishCreek@assembly.ab.ca; Calgary.Foothills@assembly.ab.ca; Calgary.Glenmore@assembly.ab.ca; Calgary.Hays@assembly.ab.ca; Calgary.Klein@assembly.ab.ca; Calgary.Lougheed@assembly.ab.ca; Calgary.McCall@assembly.ab.ca; Calgary.MountainView@assembly.ab.ca; Calgary.North@assembly.ab.ca; Calgary.NorthEast@assembly.ab.ca; Calgary.Northwest@assembly.ab.ca; Calgary.Peigan@assembly.ab.ca; Calgary.Shaw@assembly.ab.ca; Calgary.SouthEast@assembly.ab.ca; Calgary.Varsity@assembly.ab.ca; Calgary.West@assembly.ab.ca; Edmonton.BeverlyClareview@assembly.ab.ca; Edmonton.Castledowns@assembly.ab.ca; Edmonton.CityCentre@assembly.ab.ca; Edmonton.Decore@assembly.ab.ca; Edmonton.Ellerslie@assembly.ab.ca; Edmonton.Glenora@assembly.ab.ca; Edmonton.Goldbar@assembly.ab.ca; Edmonton.HighlandsNorwood@assembly.ab.ca; Edmonton.Manning@assembly.ab.ca; Edmonton.McClung@assembly.ab.ca; Edmonton.Meadows@assembly.ab.ca; Edmonton.Millwoods@assembly.ab.ca; Edmonton.Northwest@assembly.ab.ca; Edmonton.Riverview@assembly.ab.ca; Edmonton.Rutherford@assembly.ab.ca; Edmonton.South@assembly.ab.ca; Edmonton.SouthWest@assembly.ab.ca; Edmonton.Strathcona@assembly.ab.ca; Edmonton.WestHenday@assembly.ab.ca; Edmonton.Whitemud@assembly.ab.ca; Airdrie.Cochrane@assembly.ab.ca; Airdrie.East@assembly.ab.ca; Athabasca.Barrhead.Westlock@assembly.ab.ca; Banff.Kananaskis@assembly.ab.ca; Bonnyville.ColdLake.StPaul@assembly.ab.ca; Brooks.MedicineHat@assembly.ab.ca; Camrose@assembly.ab.ca; CentralPeace.Notley@assembly.ab.ca; Chestermere.Strathmore@assembly.ab.ca; Cypress.MedicineHat@assembly.ab.ca; Drumheller.Stettler@assembly.ab.ca; FortMcMurray.LaLaBiche@assembly.ab.ca; FortMcMurray.WoodBuffalo@assembly.ab.ca; FortSaskatchewan.Vegreville@assembly.ab.ca; GrandePrairie@assembly.ab.ca; GrandePrairie.Wapiti@assembly.ab.ca; Highwood@assembly.ab.ca; Innisfail.SylvanLake@assembly.ab.ca; LacSteAnne.Parkland@assembly.ab.ca; Lacombe.Ponoka@assembly.ab.ca; Leduc.Beaumont@assembly.ab.ca; Lesser.SlaveLake@assembly.ab.ca; Lethbridge.East@assembly.ab.ca; Lethbridge.West@assembly.ab.ca; Livingstone.Macleod@assembly.ab.ca; Maskwacis.Wetaskiwin@assembly.ab.ca; Morinville.StAlbert@assembly.ab.ca; OldsDidsbury.ThreeHills@assembly.ab.ca; Peace.River@assembly.ab.ca; RedDeer.North@assembly.ab.ca; RedDeer.South@assembly.ab.ca; Rimbey.RockyMountainhouse.Sundre@assembly.ab.ca; Sherwood.Park@assembly.ab.ca; SpruceGrove.StonyPlain@assembly.ab.ca; St.Albert@assembly.ab.ca; Strathcona.Sherwoodpark@assembly.ab.ca; Taber.Warner@assembly.ab.ca; Vermilion.Lloydminster.Wainwright@assembly.ab.ca; West.Yellowhead@assembly.ab.ca; newsonline@bellmedia.ca; newsedmonton@cbc.ca; edmonton@globalnews.ca; tips@rebelnews.com; news@reddeeradvocate.com; ombud@cbc.ca; abatra@postmedia.com; adam.miller@cbc.ca; adonnelly@postmedia.com; AFurey@postmedia.com; antonyrobert@globalnews.ca; ariel.fournier@cbc.ca; ashleigh.stewart@globalnews.ca; blilley@postmedia.com; canada@wilsoncenter.org; comment@globeandmail.com; ctvottawa@ctv.ca; daniel@trialsitenews.com; dfildebrandt@westernstandardonline.com; drake.fenton@cbc.ca; dstaples@postmedia.com; editor@commonground.ca; estolte@postmedia.com; GlobalOttawa@globalnews.ca; hdaley@postmedia.com; jhood@postmedia.com; jvison@postmedia.com; jlabine@postmedia.com; justina.wheale@epochtimes.com; kcarmichael@postmedia.com; kfraser@postmedia.com; klibin@postmedia.com; lcorbella@postmedia.com; letters@edmontonjournal.com; Imagurney@postmedia.com; 'Lorrie Goldstein' <lgoldstein@postmedia.com>; mail@wilsoncenter.org; media@jordanbpeterson.com; mhiggins@postmedia.com; molly.thomas@bellmedia.ca; mvigliotti@postmedia.com; oped@thestar.ca; opinion@cbc.ca; piersona@hotmail.com; questions@canadastrongandfree.network; rfife@globeandmail.com; rroberts@postmedia.com; rtumilty@postmedia.com; rupasubramanyaa@gmail.com; sabrina.maddeaux@gmail.com; sam@citizen.on.ca; seek.more.info@gmail.com; skirkey@postmedia.com; submit@calgaryherald.com; sunopinion@vancouvernews.com;

t.allen@thenewsforum.ca; tamara@rebelnews.com; tkalinowski@lethbridgeherald.com;
will@strongandfreecanada.org; press.office@bbc.co.uk; Shaunnewmanpodcast@gmail.com;
thecanadianindependent@gmail.com; info@TheNationalTelegraph.com; Paul Hinman <paulhinman@gmail.com>; Roger
Hodkinson <roger@hodkinson.ca>; Dennis Modry <dennismodry@gmail.com>; Artur Pawlowski <art@streetchurch.ca>;
Danny Hozack <dhozack@gmail.com>; Bob Blayone <bobbblayone@gmail.com>; Christopher Scott
<chris.scott@whistlestoptruckstop.ca>; peteramccullough@gmail.com; Paul Elias Alexander <elias98_99@yahoo.com>

Subject: Invite to the Alberta Legislature - The truth is out about Deena

Importance: High

Following up on this matter, I see the media finally broke the Deena story this morning but only because they could spin it as an indigenous story. That is despicable. Why did the media and everyone else here ignore this (or lie about it) for three weeks when the proof was there and I had provided it multiple times? How much did Dr. Hinshaw get paid when this contract was cancelled, by the way?

Three weeks to come clean and instead critical data was being deleted off government servers. More banned, off label and unapproved vaccines were given to Albertans WITHOUT INFORMED CONSENT. Where was the media and government statements when the multiple ambulances were called to the vaccine clinic in Edmonton in mid April 2021? So much more to talk about that has tried to be buried like the Deena Hinshaw story.

Now you know I speak the truth, maybe you can start listening to everything else. The Deena story was a little lie that cost the tax payers a lot of money. But this hides the deeper truth of the lies that continue to this day that have caused endless suffering and deaths (that continue).

We will be at the Legislature grounds tomorrow at 1pm. It would be nice to have someone there in authority to answer some questions for Albertans, for Jerry Dunham's family, for Sheila Annette Lewis.

Can you handle the truth?

David & Karen

David T. Dickson

Disabled Police Officer (retired - injury on duty)

C.E.O. DKS DATA (www.dksdata.com)

Consulting C.I.O.

Management/Legal Consultant

Privacy and Cybersecurity Expert.

Cell:

Fax:

Email: david.dickson@dksdata.com

COVID 19 Information: <https://dksdata.com/COVID19>



Microsoft
Partner

"The darkest places in hell are reserved for those who maintain their neutrality in times of moral crisis."

Dante Alighieri

"So whoever knows the right thing to do and fails to do it, for him it is sin."

James 4:17

Some rules to live by:

Always do the best you can by your family.

Go to work every day.

*Always speak your mind.
Never hurt anyone that doesn't deserve it.
And never take anything from the bad guys.
(Mel Gibson: Edge of Darkness 2010)*



PRIVACY NOTICE: This e-mail message and any attachments are intended only for the named recipient(s) above and may contain information that is privileged confidential and/or exempt from disclosure under applicable law. If you have received this message in error or are not the named recipient(s) please immediately notify the sender and delete this e-mail message. Note: DKS DATA is not a Law firm and does not provide Legal Advice but can provide business advice on legal topics. If you require Legal Advice we can recommend one of our partnering Law Firms.

From: David Dickson

Sent: Wednesday, June 21, 2023 6:02 PM

To: Ministry of Justice <ministryofjustice@gov.ab.ca>; Health Minister <Health.Minister@gov.ab.ca>; Office of the Premier <Premier@gov.ab.ca>; rachel.notley@albertandp.ca; Motz, Glen - M.P. <Glen.Motz@parl.gc.ca>; Drayton Valley-Devon <draytonvalley.devon@assembly.ab.ca>; Dane.Lloyd@parl.gc.ca

Cc: Karen Dickson <karen.dickson@dksdata.com>; SpruceGrove.StonyPlain@assembly.ab.ca; Calgary.Acadia@assembly.ab.ca; Calgary.Beddington@assembly.ab.ca; Calgary.Bow@assembly.ab.ca; Calgary.Buffalo@assembly.ab.ca; Calgary.Cross@assembly.ab.ca; Calgary.Currie@assembly.ab.ca; Calgary.East@assembly.ab.ca; Calgary.Edgemont@assembly.ab.ca; Calgary.Elbow@assembly.ab.ca; Calgary.Falconridge@assembly.ab.ca; Calgary.FishCreek@assembly.ab.ca; Calgary.Foothills@assembly.ab.ca; Calgary.Glenmore@assembly.ab.ca; Calgary.Hays@assembly.ab.ca; Calgary.Klein@assembly.ab.ca; Calgary.Lougheed@assembly.ab.ca; Calgary.McCall@assembly.ab.ca; Calgary.MountainView@assembly.ab.ca; Calgary.North@assembly.ab.ca; Calgary.NorthEast@assembly.ab.ca; Calgary.Northwest@assembly.ab.ca; Calgary.Peigan@assembly.ab.ca; Calgary.Shaw@assembly.ab.ca; Calgary.SouthEast@assembly.ab.ca; Calgary.Varsity@assembly.ab.ca; Calgary.West@assembly.ab.ca; Edmonton.BeverlyClareview@assembly.ab.ca; Edmonton.Castledowns@assembly.ab.ca; Edmonton.CityCentre@assembly.ab.ca; Edmonton.Decore@assembly.ab.ca; Edmonton.Ellerslie@assembly.ab.ca; Edmonton.Glenora@assembly.ab.ca; Edmonton.Goldbar@assembly.ab.ca; Edmonton.HighlandsNorwood@assembly.ab.ca; Edmonton.Manning@assembly.ab.ca; Edmonton.McClung@assembly.ab.ca; Edmonton.Meadows@assembly.ab.ca; Edmonton.Millwoods@assembly.ab.ca; Edmonton.Northwest@assembly.ab.ca; Edmonton.Riverview@assembly.ab.ca; Edmonton.Rutherford@assembly.ab.ca; Edmonton.South@assembly.ab.ca; Edmonton.SouthWest@assembly.ab.ca; Edmonton.Strathcona@assembly.ab.ca; Edmonton.WestHenday@assembly.ab.ca; Edmonton.Whitemud@assembly.ab.ca; Airdrie.Cochrane@assembly.ab.ca; Airdrie.East@assembly.ab.ca; Athabasca.Barrhead.Westlock@assembly.ab.ca; Banff.Kananaskis@assembly.ab.ca; Bonnyville.ColdLake.StPaul@assembly.ab.ca; Brooks.MedicineHat@assembly.ab.ca; Camrose@assembly.ab.ca; CentralPeace.Notley@assembly.ab.ca; Chestermere.Strathmore@assembly.ab.ca; Cypress.MedicineHat@assembly.ab.ca; Drumheller.Stettler@assembly.ab.ca; FortMcMurray.LaLaBiche@assembly.ab.ca; FortMcMurray.WoodBuffalo@assembly.ab.ca; FortSaskatchewan.Vegreville@assembly.ab.ca; GrandePrairie@assembly.ab.ca; GrandePrairie.Wapiti@assembly.ab.ca; Highwood@assembly.ab.ca; [Innisfail.SylvanLake@assembly.ab.ca](mailto>Innisfail.SylvanLake@assembly.ab.ca); LacSteAnne.Parkland@assembly.ab.ca; Lacombe.Ponoka@assembly.ab.ca; Leduc.Beaumont@assembly.ab.ca; Lesser.SlaveLake@assembly.ab.ca; Lethbridge.East@assembly.ab.ca; Lethbridge.West@assembly.ab.ca; Livingstone.Macleod@assembly.ab.ca; Maskwacis.Wetaskiwin@assembly.ab.ca; Morinville.StAlbert@assembly.ab.ca; OldsDidsbury.ThreeHills@assembly.ab.ca; Peace.River@assembly.ab.ca; RedDeer.North@assembly.ab.ca; RedDeer.South@assembly.ab.ca; Rimbey.RockyMountainhouse.Sundre@assembly.ab.ca; Sherwood.Park@assembly.ab.ca; SpruceGrove.StonyPlain@assembly.ab.ca; St.Albert@assembly.ab.ca; Strathcona.Sherwoodpark@assembly.ab.ca; Taber.Warner@assembly.ab.ca; Vermilion.Lloydminster.Wainwright@assembly.ab.ca; West.Yellowhead@assembly.ab.ca; newsonline@bellmedia.ca

newsedmonton@cbc.ca; edmonton@globalnews.ca; tips@rebelnews.com; news@reddeeradvocate.com; ombud@cbc.ca; abatra@postmedia.com; adam.miller@cbc.ca; adonnelly@postmedia.com; AFurey@postmedia.com; antonyrobert@globalnews.ca; ariel.fournier@cbc.ca; ashleigh.stewart@globalnews.ca; blilley@postmedia.com; canada@wilsoncenter.org; comment@globeandmail.com; ctvottawa@ctv.ca; daniel@trialsitenews.com; dfildebrandt@westernstandardonline.com; drake.fenton@cbc.ca; dstaples@postmedia.com; editor@commonground.ca; estolte@postmedia.com; GlobalOttawa@globalnews.ca; hdaley@postmedia.com; jhood@postmedia.com; jivison@postmedia.com; jlabine@postmedia.com; justina.wheale@epochtimes.com; kcarmichael@postmedia.com; kfraser@postmedia.com; klibin@postmedia.com; lcorbella@postmedia.com; letters@edmontonjournal.com; lmagurney@postmedia.com; 'Lorrie Goldstein' <lgoldstein@postmedia.com>; mail@wilsoncenter.org; media@jordanbpeterson.com; mhiggins@postmedia.com; molly.thomas@bellmedia.ca; mvigliotti@postmedia.com; oped@thestar.ca; opinion@cbc.ca; piersona@hotmail.com; questions@canadastrongandfree.network; rfife@globeandmail.com; rroberts@postmedia.com; rtumilty@postmedia.com; rupasubramanyaa@gmail.com; sabrina.maddeaux@gmail.com; sam@citizen.on.ca; seek.more.info@gmail.com; skirkey@postmedia.com; submit@calgaryherald.com; sunopinion@vancouverian.com; t.allen@thenewsforum.ca; tamara@rebelnews.com; tkalinowski@lethbridgeherald.com; will@strongandfreecanada.org; press.office@bbc.co.uk; Shaunnewmanpodcast@gmail.com; thecanadianindependent@gmail.com; info@TheNationalTelegraph.com; Paul Hinman <paulhinman@gmail.com>; Roger Hodkinson <roger@hodkinson.ca>; Dennis Modry <dennismodry@gmail.com>; Artur Pawlowski <art@streetchurch.ca>; Danny Hozack <dhozack@gmail.com>; Bob Blayone <bobbblayone@gmail.com>; Christopher Scott <chris.scott@whistlestoptruckstop.ca>; peteramccullough@gmail.com; Paul Elias Alexander <elias98_99@yahoo.com>

Subject: Invite to the Alberta Legislature - June 21st, 2023 to discuss Excess Deaths, Sheila Annette Lewis, Dr. Deena Hinshaw and the resignation of Dr. Esther Tailfeathers (and more)

Importance: High

Dear Madame Premier et al,

As a follow up to my communications on June 13th, June 14th and June 15th, 2023 (with links to previous correspondence as yet unanswered).

<https://dksdata.com/Court/ToAlbertaPoliticians2023-06-13.pdf>

<https://dksdata.com/Court/ToAlbertaPoliticians2023-06-15.pdf>

A copy of this email can be downloaded in PDF form from here:

<https://dksdata.com/Court/ToAlbertaPoliticians2023-06-21.pdf>

I have questions. Why don't you?

Lies upon provable lies.

Dr. Deena Hinshaw

The Deena Memo has more evidence of the truth – so why are you all ignoring it?

Memorandum

Date: June 1, 2023

To: Dr. Braden Manns, Interim Vice President – Provincial Clinical Excellence
Dr. Laura McDougall, Senior Medical Officer of Health - PPPH
Indigenous Wellness Core
Cc: Dr. Mauro Ches, President & CEO - AHS
Dr. Francois Belanger, Vice President Quality & Chief Medical Officer – AHS
Dr. Esther Tailfeathers, Senior Medical Director, IWC
Val Austen-Wiebe, Senior Provincial Director, IWC
RE: Announcement – Dr. Deena Hinshaw, Public Health & Preventive Medicine Lead, IWC

The Indigenous Wellness Core is pleased to announce that Dr. Deena Hinshaw has been selected as the new IWC Public Health & Preventive Medicine Lead.

Dr. Deena Hinshaw is a public health and preventive medicine physician who has worked in both local and provincial public health in Alberta, most recently as Alberta's Chief Medical Officer of Health. She is currently working on contract as a Deputy Provincial Health Officer for British Columbia.



Dr. Hinshaw grew up in rural Central Alberta, did her undergraduate degree in Carleton Place, and completed medical school and both family medicine and public health and preventive medicine residencies at the University of Alberta. She lives in Edmonton with her family and outside of work loves to cook, read, garden, and play active outside. Dr. Hinshaw is committed to the health of populations and to becoming a trustworthy ally of Indigenous peoples in implementing the definition of health promotion: "Helping people to increase control over, and to improve, their health".

Please join us in welcoming Dr. Deena Hinshaw to the Indigenous Wellness Core. Dr. Hinshaw will begin her new role on June 5th, 2023. She can be contacted at Deena.Hinshaw@ahs.ca.

Sincerely,

Dr. Esther Tailfeathers
Senior Medical Director
Indigenous Wellness Core

Val Austen-Wiebe
Senior Provincial Director
Indigenous Wellness Core

Indigenous Wellness Core
www.albertahealthservices.ca

Document Properties

Description: Security: Fonts: Initial View: Custom: Advanced

Description:

File: IWC_Memo_Announcement_DH_June1.2023_Final.pdf

Title: IWC_Memo_Template

Author: Marking & Creation Services

Subject:

Keywords:

Created: 2023-06-01 14:17:48Z

Modified: 2023-06-01 14:17:48Z

Application: Acrobat PDF Maker 2.2 for Word

Advanced

PDF Features: Adobe PDF Library 7.1.3.206

PDF Version: 1.9 (Acrobat 7.0)

Location: C:\Users\dean\AppData\Local\Microsoft\Windows\BriefCache\Content.Outlook\2F539485\

File Size: 209.44 KB (214,432 bytes)

Page Size: 8.5 x 11.0 in

Number of Pages: 1

Tagged PDF: Yes

Start Web View: Yes

Help OK Cancel

https://dksdata.com/DS/IWC_Memo_Announcement_DH_June1.2023%20Final.pdf

Especially with the turn of events on Indigenous Awareness Day.

together4health.albertahealthservices.ca/2022-national-day-for-truth-and-reconciliation/widgets/133024/team_me...

Alberta Health Services Together4Health

Projects Our Team For AHS Staff Q Search Sign in Register

Home / 2022 National Day for Truth and Reconciliation

Who's Listening

Resigned June 20th, 2023

Made CMOH but left at AHS

Signed Deena Hinshaw memo June 1st, 2023 Resigned June 20th, 2023

Dr Braden Manns
Interim VP, Provincial Clinical Excellence

Dr Mark Joffe
VP & Medical Director, Cancer Care Alberta, Clinical Support Services & Provincial Clinical Excellence

Dr. Esther Tailfeathers
Senior Medical Director, Indigenous Wellness Core @ Alberta Health Services

Signed Deena Hinshaw memo June 1st, 2023

Val Austen-Wiebe
Senior Provincial Director, Indigenous Wellness Core @ Alberta Health Services

Marty Landrie
Executive Director, Indigenous Wellness Core @ Alberta Health Services

Excess Deaths

Updated UK (England/Wales)

Excess Deaths Week 23, 2023.

AVERAGE WEEKLY DEATHS IN 2023 ARE THE HIGHEST ON RECORD

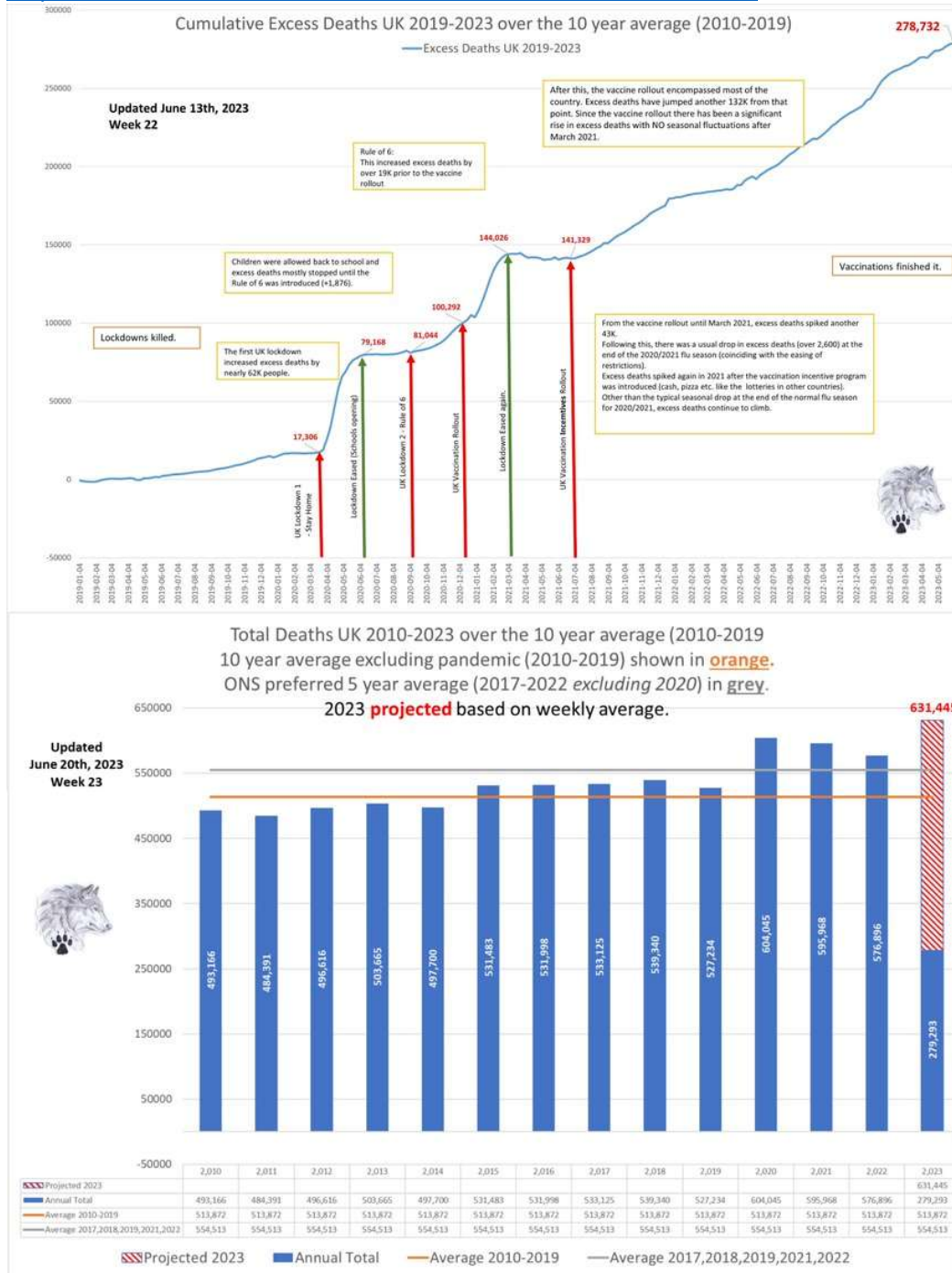
14,163 in 2019

36,987 to date in 2023

PROJECTED EXCESS DEATHS for 2023 - up to 117,573 as of June 20th, 2023:

<http://dksdata.com/COVID19>

<https://twitter.com/dksdata/status/1671236245706645505?s=20>



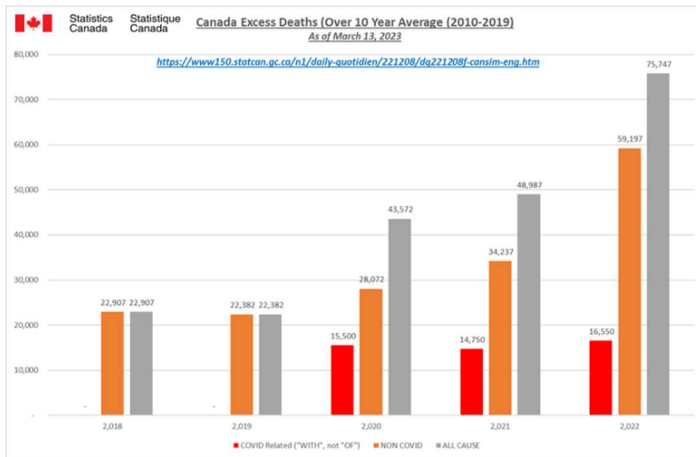
<http://dksdata.com/COVID19>

England & Wales - population 59 million: Excess Deaths 2022 - 63,825

Canada - population 40 million : Excess Deaths 2022 - 75,747+

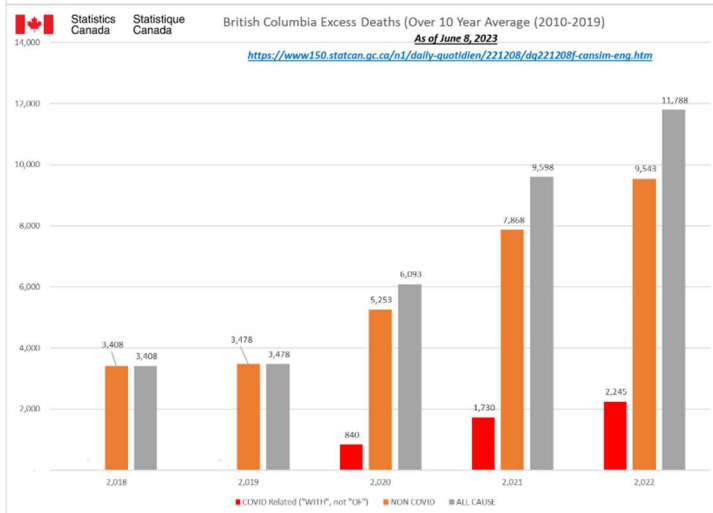
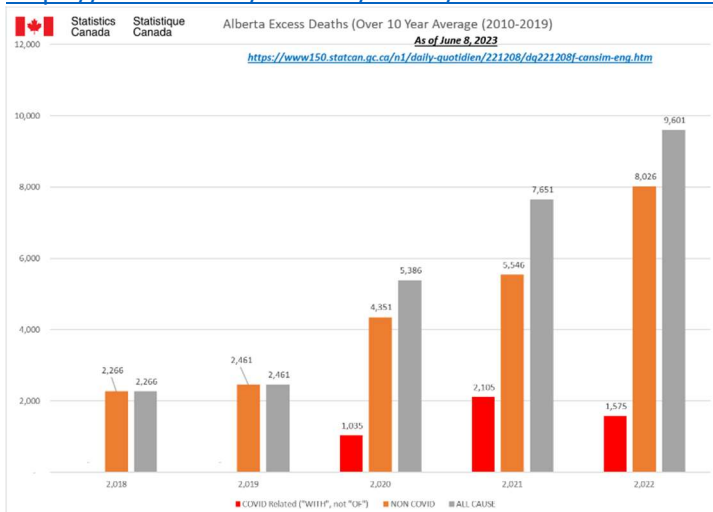
Canada's excess deaths are 50% higher per capita than England & Wales in 2022

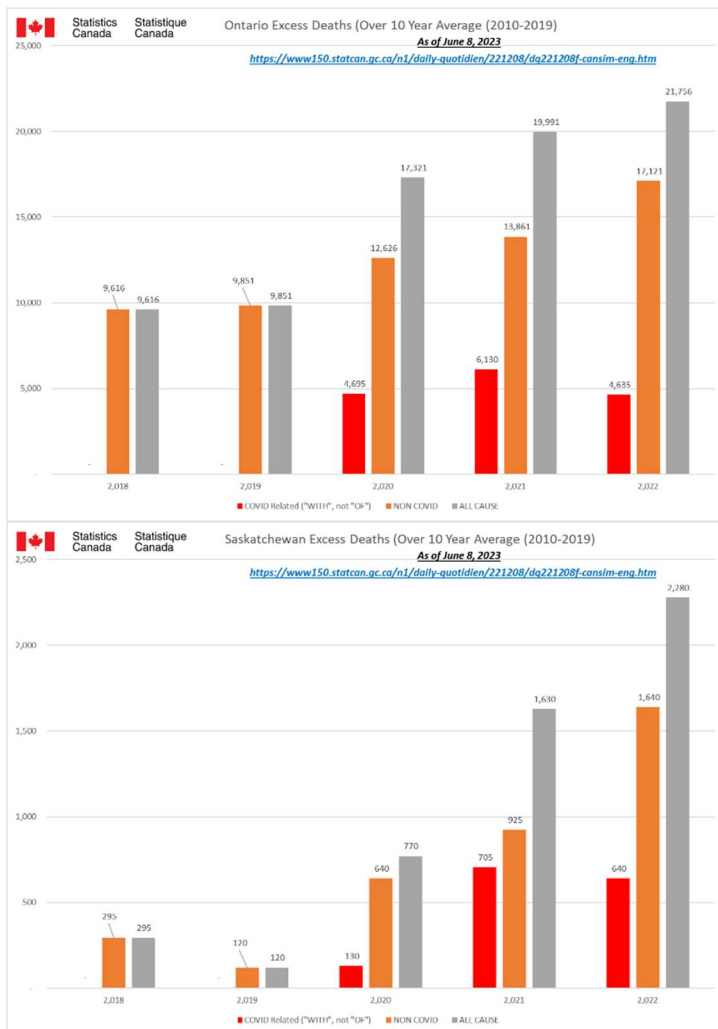
<https://twitter.com/dksdata/status/1671305238534582272?s=20>



Excess Deaths are off the charts everywhere. Alberta excess deaths are double those of the UK for 2022. Saskatchewan the same and BC even worse.

<https://twitter.com/dksdata/status/1671317721584398336?s=20>

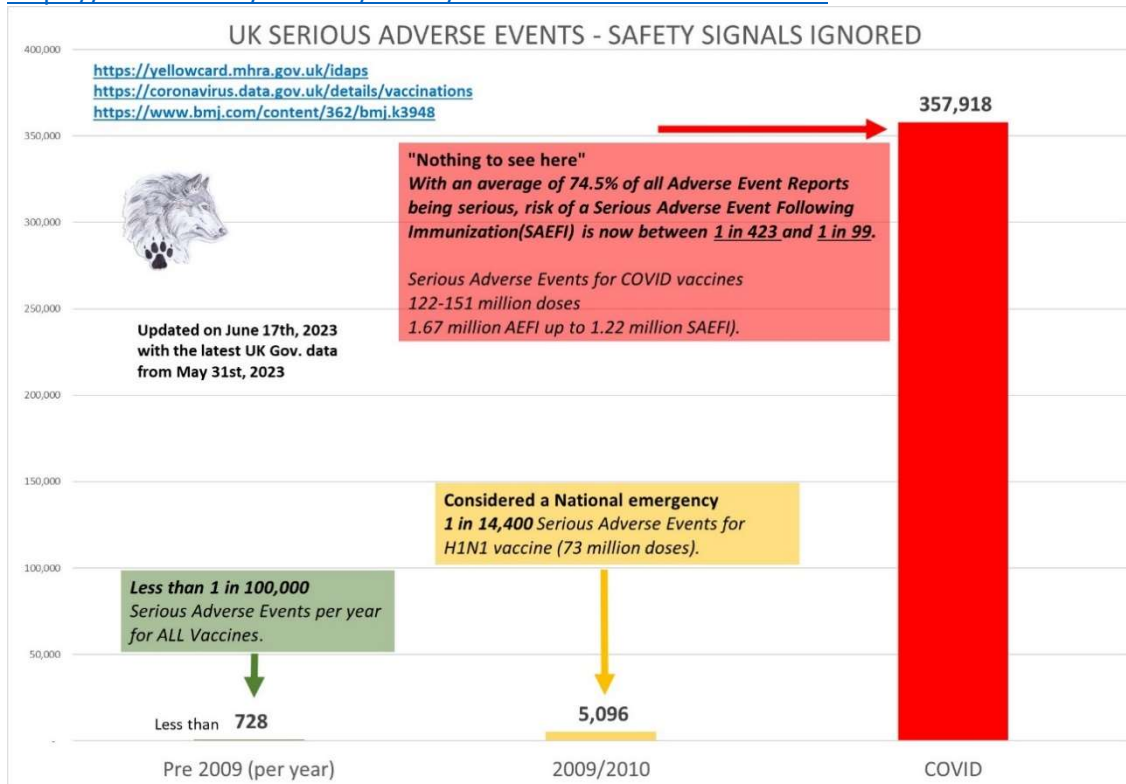




Safety Signals.

Serious Adverse Events Following Immunization as high as 1 in 99. If you get an adverse event, it is almost certain to be serious in the UK (1 in 1.1)

<https://twitter.com/dksdata/status/1670159454455873542?s=20>

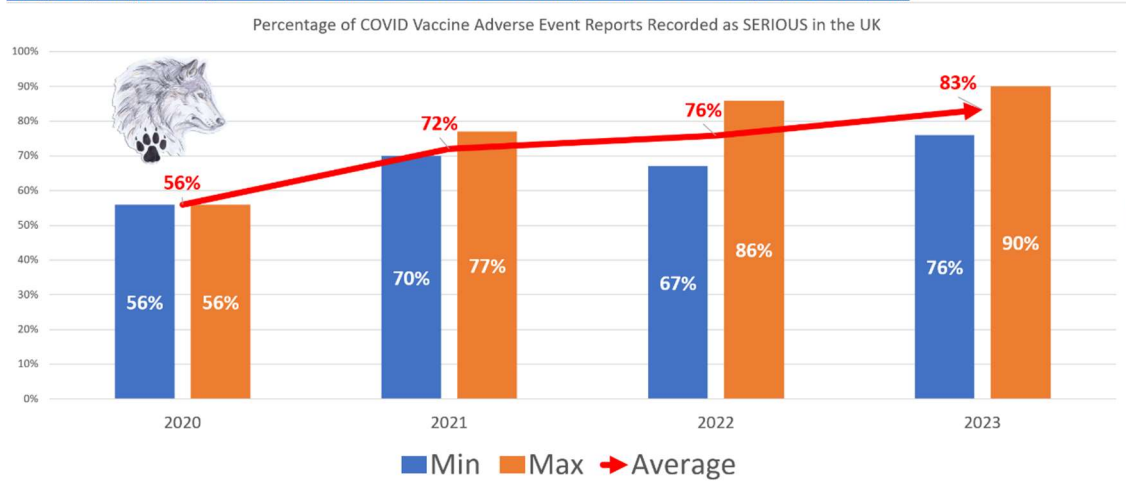


<https://twitter.com/dksdata/status/1670159455949041665?s=20>

UK MHRA Adverse Event Reports - COVID 19 - May 31st, 2023

MHRA UK	Reactions Reported	Deaths Reported	AEFI Reports (Web Report)	Serious AEFI (Web Report)	Avg.	% Serious	2020	2021	2022	2023	Months Available	Per month Reactions	Per month Deaths
AZ	931,336	1,386	248,194	192,287	77%		77%	86%	90%		29	32,115	48
Pfizer Mono	535,635	882	176,910	125,220	71%	56%	70%	79%	84%		30	17,855	29
Pfizer BiValent	12,878	39	4,674	3,608	77%			75%	82%		6	2,146	7
Moderna Mono	148,118	90	42,940	31,057	72%		71%	77%	87%		26	5,697	3
Moderna BiValent	14,908	44	5,331	3,896	73%			72%	88%		7	2,130	6
Novavax	242		61	47	77%			67%	76%		5	48	-
Other	7,889	78	2,490	1,803	72%		70%	75%	76%		13	607	6
Total	1,651,006	2,519	480,595	357,918	74%	56%	72%	76%	83%			60,598	99

<https://www.gov.uk/government/publications/coronavirus-covid-19-vaccine-adverse-reactions/coronavirus-vaccine-summary-of-yellow-card-reporting>



The largest single increase in Janssen vaccinations in Alberta last week (4,335 doses).

<https://twitter.com/dksdata/status/1670159457412853760?s=20>

Then flatlined this week. It is clear from this that reporting of the vaccinations given in Alberta were being suppressed for the election. The data was there and there were updates. Those 4,335 doses were clearly from a period much longer than the three weeks the system was down.

<https://twitter.com/dksdata/status/1671656658148405248?s=20>

Alberta COVID Vaccinations by manufacturer since October 10th, 2022					
Date Reported	AZ	Janssen	Moderna	Novavax	Pfizer
2023-06-19	315,210	13,128	2,088,122	3,126	7,643,013
2023-06-12	315,207	13,125	2,088,035	3,122	7,639,138
2023-06-05	315,173	8,790	2,082,867	3,109	7,621,072
2023-05-15	315,125	8,781	2,082,428	3,107	7,607,934
2023-05-01	315,067	8,780	2,082,070	3,093	7,595,951
2023-04-24	315,057	8,772	2,081,844	3,084	7,586,767
2023-04-17	315,033	8,772	2,081,621	3,083	7,578,253
2023-04-10	315,027	8,758	2,081,348	3,071	7,570,507
2023-04-03	315,024	8,752	2,081,074	3,070	7,564,621
2023-03-27	314,999	8,750	2,080,426	3,065	7,559,106
2023-03-20	314,973	8,742	2,079,333	3,039	7,547,475
2023-03-13	314,973	8,742	2,079,333	3,039	7,547,475
2023-03-06	314,965	8,732	2,078,748	3,033	7,542,049
2023-02-27	314,925	8,727	2,077,954	3,025	7,535,353
2023-02-20	314,879	8,709	2,077,229	3,016	7,529,181
2023-02-13	314,833	8,683	2,075,851	2,994	7,513,475
2023-02-06	314,833	8,683	2,075,851	2,994	7,513,475
2023-01-30	314,799	8,673	2,075,082	2,975	7,502,298
2023-01-23	314,703	8,655	2,074,065	2,963	7,489,050
2023-01-16	314,605	8,644	2,072,673	2,931	7,473,161
2023-01-09	314,565	8,611	2,070,957	2,896	7,449,706
2023-01-02	314,523	8,601	2,069,423	2,870	7,426,450
2022-12-26	314,442	8,586	2,065,645	2,835	7,381,882
2022-12-19	314,442	8,586	2,065,645	2,835	7,381,882
2022-12-12	314,426	8,571	2,062,173	2,831	7,357,432
2022-12-05	314,377	8,561	2,058,705	2,798	7,333,112
2022-11-28	314,366	8,531	2,055,049	2,790	7,308,600
2022-11-21	314,297	8,522	2,049,294	2,755	7,277,746
2022-11-14	314,377	8,561	2,058,705	2,798	7,333,112
2022-11-07	314,234	8,487	2,034,666	2,718	7,195,328
2022-10-31	314,177	8,477	2,025,421	2,710	7,151,724
2022-10-24	314,131	8,468	2,005,489	2,691	7,078,804
2022-10-17	314,032	8,448	1,970,470	2,672	7,056,027
2022-10-10	313,801	8,407	1,872,365	2,582	7,043,428
Change	1,406	4,718	215,670	540	595,710

<https://www.alberta.ca/stats/covid-19-alberta-statistics.htm#vaccinations>

Would this be connected to Premier Smith recommending this vaccine to desperate healthcare workers in 2021?

What about the known dangers, then and now?

Danielle Smith April 2021. "There will be a reckoning" re pushing COVID vaccines.

From: Danielle Smith <danielle@daniellesmith.ca>
Sent: April 26, 2021 6:58 PM
To: David Dickson <david.dickson@dksdata.com>
Subject: Re: Video from yesterday

Those stats are telling. Keep the updates coming. D

Sent from my iPhone

Part of the stats sent to Danielle in 2021. UK ONS DATA

In the UK between 1997 and 2003 there were a total of 130 reports of anaphylaxis following ALL immunisations.

COVID Vaccinations As of April 16th, 2021					
ONS UK	Reactions	Deaths	Months	Per month Reactions	Per month Deaths
AZ	548,495	627	3.5	156,713	179
Pfizer	143,034	334	3.5	40,867	95
Other	1,611	12	3.5	460	3
Total	693,140	973	3.5	198,040	278

Sent: April 26, 2021 9:30 PM
To: David Dickson <david.dickson@dksdata.com>
Subject: Re: Video from yesterday

Totally agree. I'm convinced I had it last March when it was impossible to get a test. There will be a reckoning after this. No wonder the pharma companies were shielded from liability.
D

Sent from my iPhone

Danielle Smith October 2021. Vaccinated in the US. Has a \$100K Go Fund Me for the J&J (same as the AstraZeneca vaccine but a double strength dose). How many people followed her 'advice' and got vaccinated for a job? How many were injured?

I've fielded several emails from people asking how to get the J&J jab. So if you want to add your name to the chorus of people asking for a delay, I will post my letter when we send it and I invite you to ask for the same.

But I don't have much faith the government will delay the enforcement of their draconian health orders so for those who want to try to get the J&J before the October 25 compliance date, I'll reprint the best advice here, because it is the simplest way to get the shot in the meantime. But for heaven's sakes. It shouldn't be this hard or this costly.

I went to Phoenix, but I would have gone to San Francisco if I'd known this option was available. You have to get tested on the way out and the way in. If you do a quick turnaround you can get away with just one PCR test. If you can do some business while you are down there you can qualify for an exemption. If you don't qualify, your choices are to stay down there for 2 weeks until your jab is "valid" or come back and quarantine for 14 days.

"THERE WILL BE A RECKONING AFTER THIS"

**WILL THERE BE A RECKONING FOR EVERYONE
PUSHING THESE VACCINES, DANIELLE?**

<https://www.gofundme.com/f/right-to-try-treatments-for-covid>

Right to Try Treatments for COVID



Danielle Smith is organizing this fundraiser.

\$101,425 raised

565 donations

Share

The organizer has currently disabled new donations to this fundraiser.

Lisa Holly
\$100 • 11 mos

Anonymous
\$50 • 11 mos

Dwight Hillas
\$100 • 11 mos

October 17th, 2022

<https://www.alberta.ca/stats/covid-19-alberta-statistics.htm#vaccinations>

Johnson and Johnson - Second highest rate of Adverse Events Following Immunization in Alberta per 100K

<https://www.alberta.ca/stats/covid-19-alberta-statistics.htm#vaccinations>

Alberta

Table 4. Number of adverse events following immunization (AEFI) by vaccine name reported in Alberta

Vaccine name	AEFIs (n)	Rate (per 100,000 doses)	Doses
AstraZeneca	219	69.7	314,032
Janssen	7	82.9	8,448
Moderna	727	36.9	1,970,470
Novavax	4	149.7	2,672
Pfizer/BioNTech	1,830	25.9	7,056,027
All	2,787	29.7	9,396,964

November 13, 2021 by Danielle Smith, Organizer

Well folks - it looks like we finally got some vaccine choice. 5000 doses of J&J have arrived in Alberta with 15000 to follow, and more if there is demand.

Remember there is an elevated risk of blood clots for women under age 50, so when I took it my doc recommended 30 days of aspirin and co-enzyme Q-10 to mitigate against potential side effects. Please consult your doctor for advice.

You can make a J&J appointment by calling 811 in Alberta.
Let me know if you have success.

And we now also have monoclonal antibody treatment if you get hospitalized to help with recovery. This is the treatment Gov Ron DeSantis has been promoting for months.

The last missing piece is an early outpatient treatment protocol. Don't worry I'm still working on that. We have a two track option: we are pursuing a legal challenge against the College of Physicians and Surgeons and we are attempting to get a clinical trial so doctors can enroll and prescribe legally during the fall respiratory virus season.

Sorry things move so slowly but we are making progress.

HOW MANY HCP's TOOK HER ADVICE?

WHAT CHANGED FROM APRIL 2021, DANIELLE?

From: Danielle Smith <danielle@daniellesmith.ca>
Sent: April 26, 2021 9:30 PM
To: David Dickson
Subject: Re: Video from yesterday
Attachments: 20210426162604.mp4

Totally agree. I'm convinced I had it last March when it was impossible to get a test. There will be a reckoning after this. No wonder the pharma companies were shielded from liability.
D

Sent from my iPhone

On Apr 26, 2021, at 7:08 PM, David Dickson <david.dickson@dksdata.com> wrote:

Thanks (just a tiny piece of what I have been gathering for over a year now).

When people say the 2021 numbers include other vaccines... this shuts them up. This is the data just for COVID vaccines which covers a little bit of the end of 2020.

October 10, 2021 by Danielle Smith, Organizer

I went to Phoenix, but I would have gone to San Francisco if I'd known this option was available. You have to get tested on the way out and the way in. If you do a quick turnaround you can get away with just one PCR test. If you can do some business while you are down there you can qualify for an exemption. If you don't qualify, your choices are to stay down there for 2 weeks until your jab is "valid" or come back and quarantine for 14 days.

Here we go. This is what my listener did:

I did 72-hours ON-SITE TESTING** Rapid PCR Test \$195 Covid test at the Accurate Covid-19 Testing - PCR Test - Numi Health. The test was taken at 9:00 a.m. The result came by e-mail same day before 5:00 p.m. This test is accepted by US and Canada. (*My note - the \$40 Rapid Test from Shoppers Drug Mart will work to get into the US, but you need the more expensive PCR test to get back. My listener wanted to do a fast turnaround so she got the PCR that allowed her to do a quick turnaround with a single test.)

On the next day, I flew to San Francisco, took care of the personal business, and stayed in the hotel overnight.

On the next day before I checked-in to my flight back to Canada, I stopped by the clinic at the airport in International Terminal Level 3 Departure Hall.

https://www.flysfo.com/services-amenities/medical-services?fbclid=IwAR3bb9WWe7RIDT5YYncqOCdBkEOftC1hz96_P2GYsDATXosCJ-rRu34DRI

<https://twitter.com/dksdata/status/1670159459451277312?s=20>

Back to the UK and reported Adverse Events that are Pregnancy Related in the MHRA Yellow Card system.

Reported Adverse Event Following Immunization	SAEFI Count	Sub Type	Total	Fatal
Abortion	2	Pregnancy Related	2	0
Abortion missed	8	Pregnancy Related	8	0
Abortion spontaneous	925	Pregnancy Related	925	0
Abortion threatened	2	Pregnancy Related	2	0
Amniorrhea	2	Pregnancy Related	2	0
Anembryonic gestation	4	Pregnancy Related	4	0
Biochemical pregnancy	9	Pregnancy Related	9	0
Complication of pregnancy	1	Pregnancy Related	1	0
Decidual cast	12	Pregnancy Related	12	0
Delivery	1	Pregnancy Related	1	0
Ectopic pregnancy	28	Pregnancy Related	28	0
Face presentation	1	Pregnancy Related	1	0
Foetal cardiac disorder	1	Pregnancy Related	1	0
Foetal death	3	Pregnancy Related	1	2
Foetal distress syndrome	3	Pregnancy Related	3	0
Foetal growth restriction	10	Pregnancy Related	9	1
Foetal hypokinesia	17	Pregnancy Related	17	0
Foetal vascular malperfusion	3	Pregnancy Related	3	0
Gestational diabetes	9	Pregnancy Related	9	0
Haemorrhage foetal	1	Pregnancy Related	1	0
Haemorrhage in pregnancy	5	Pregnancy Related	5	0
Hydrops foetalis	1	Pregnancy Related	1	0
Hyperemesis gravidarum	3	Pregnancy Related	3	0
Induced labour	1	Pregnancy Related	1	0
Jaundice neonatal	1	Pregnancy Related	1	0
Labour pain	2	Pregnancy Related	2	0
Large for dates baby	1	Pregnancy Related	1	0
Live birth	12	Pregnancy Related	12	0
Low birth weight baby	2	Pregnancy Related	2	0
Maternal condition affecting foetus	1	Pregnancy Related	1	0
Morning sickness	29	Pregnancy Related	29	0
Normal newborn	1	Pregnancy Related	1	0
Obstructed labour	1	Pregnancy Related	1	0
Oligohydramnios	1	Pregnancy Related	1	0
Pelvic girdle pain	2	Pregnancy Related	2	0
Peripartum cardiomyopathy	2	Pregnancy Related	2	0
Placental calcification	2	Pregnancy Related	2	0
Placental disorder	5	Pregnancy Related	5	0
Placental insufficiency	1	Pregnancy Related	1	0
Polyhydramnios	1	Pregnancy Related	1	0
Postpartum haemorrhage	6	Pregnancy Related	6	0
Precipitate labour	1	Pregnancy Related	1	0
Pre-eclampsia	8	Pregnancy Related	8	0
Pregnancy	66	Pregnancy Related	66	0
Pregnancy after post coital contraception	4	Pregnancy Related	4	0
Pregnancy of unknown location	1	Pregnancy Related	1	0
Pregnancy on contraceptive	8	Pregnancy Related	8	0
Pregnancy on oral contraceptive	2	Pregnancy Related	2	0
Pregnancy with contraceptive device	2	Pregnancy Related	2	0
Pregnancy with implant contraceptive	3	Pregnancy Related	3	0
Premature baby	14	Pregnancy Related	13	1
Premature delivery	1	Pregnancy Related	1	0
Premature labour	18	Pregnancy Related	18	0
Premature rupture of membranes	6	Pregnancy Related	6	0
Premature separation of placenta	6	Pregnancy Related	6	0
Preterm premature rupture of membranes	5	Pregnancy Related	5	0
Prolonged labour	1	Pregnancy Related	1	0
Prolonged pregnancy	1	Pregnancy Related	1	0
Retained placenta or membranes	2	Pregnancy Related	2	0
Retroplacental haematoma	1	Pregnancy Related	1	0
Risk of future pregnancy miscarriage	2	Pregnancy Related	2	0
Ruptured ectopic pregnancy	1	Pregnancy Related	1	0
Small for dates baby	1	Pregnancy Related	1	0
Small size placenta	2	Pregnancy Related	2	0
Somatic symptom disorder of pregnancy	5	Pregnancy Related	5	0
Stillbirth	28	Pregnancy Related	1	27
Subchorionic haematoma	3	Pregnancy Related	3	0
Subchorionic haemorrhage	3	Pregnancy Related	3	0
Term birth	1	Pregnancy Related	1	0
Threatened labour	1	Pregnancy Related	1	0
Traumatic delivery	1	Pregnancy Related	1	0
Twin pregnancy	3	Pregnancy Related	3	0
Umbilical cord abnormality	1	Pregnancy Related	1	0
Umbilical cord around neck	1	Pregnancy Related	1	0
Umbilical cord thrombosis	2	Pregnancy Related	2	0
Unintended pregnancy	6	Pregnancy Related	6	0
Unwanted pregnancy	1	Pregnancy Related	1	0
Uterine atony	1	Pregnancy Related	1	0
Uterine contractions abnormal	3	Pregnancy Related	3	0
Uterine contractions during pregnancy	7	Pregnancy Related	7	0
Uterine hypertonus	11	Pregnancy Related	11	0
Uterine irritability	1	Pregnancy Related	1	0

How about Canada's Adverse Events as reported by Health Canada?



Filter items Showing 1 to 11 of 11 entries | Show entries [Defaults to 10 entries](#)

¹Reports not identified as male or female were removed due to small numbers.²Reporting rate per 100,000 doses administered.

<https://twitter.com/dksdata/status/1670159462144045056?s=20>

And the much-maligned HHC VAERS system. Nevertheless, it still seems to be telling the same story as Canada and the UK which are much more controlled.

US Adverse Events Following Vaccination (AEFI) reported as of June 9th, 2023. In the US 230,637,348 people are fully vaccinated, 270,227,181 have had at least one dose (by May 11th, 2023) and 56,478,510 have had a Bivalent booster.

https://covid.cdc.gov/covid-data-tracker/#vaccinations_vacc-people-additional-dose-totalpop

Remember these numbers below are considered 1% of the actual numbers.

VAERS (US) REPORTS 1% of all deaths and injuries.

<https://thevaccinereaction.org/2020/01/only-one-percent-of-vaccine-reactions-reported-to-vaers/>

<https://digital.ahrq.gov/sites/default/files/docs/publication/r18hs017045-lazarus-final-report-2011.pdf>

VAERS (US)

<https://vaers.hhs.gov/data/datasets.html>

Adverse effects 1,532,960 = 1 in 150 fully vaccinated people.

<https://medalerts.org/vaersdb/findfield.php?TABLE=ON&GROUP1=CAT&EVENTS=ON&VAX=COVID19>

Deaths 35,272 (DOWN FROM 35,387) = 1 in 6,516 people fully vaccinated people.

<https://www.medalerts.org/vaersdb/findfield.php?EVENTS=ON&VAX=COVID19&VAXTYPES=COVID-19&DIED=Yes>

Average Reported deaths from
1990 to 2020 = **159**

Total reported deaths (2020/2022)

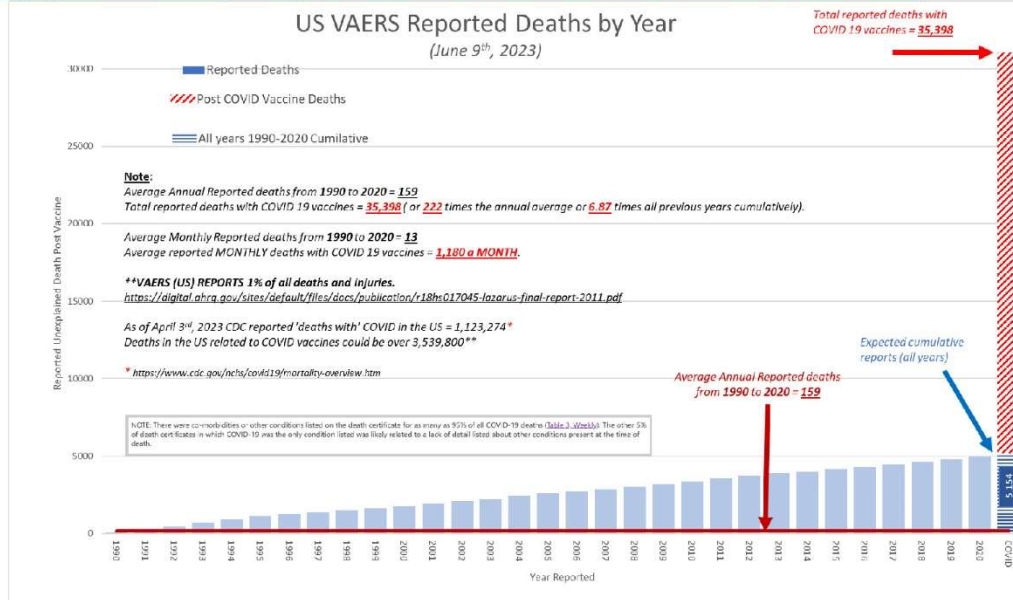
with COVID 19 vaccines = **35,398**

222 times the annual average

6.87 times ALL previous years cumulatively.



Year	Reported Deaths	Deaths Cumulative
1990	76	76
1991	160	236
1992	218	454
1993	219	673
1994	223	892
1995	140	1,115
1996	123	1,255
1997	133	1,378
1998	132	1,511
1999	144	1,643
2000	141	1,787
2001	174	1,928
2002	135	2,102
2003	199	2,237
2004	162	2,436
2005	131	2,598
2006	123	2,729
2007	162	2,852
2008	182	3,014
2009	191	3,196
2010	161	3,387
2011	173	3,548
2012	166	3,721
2013	129	3,887
2014	131	4,016
2015	150	4,147
2016	178	4,297
2017	165	4,475
2018	165	4,640
2019	183	4,805
2020	166	4,988
COVID	35,398	5,154



	Covid	Average
Increase	35,398	159

How about Alberta? Considering the risks and the requirement for a minimum of 6 months after the initial 8 weeks before a booster can be given, this data for those under 1 year is alarming.

Change Monday Jun 05, 2023 - Monday Jun 12, 2023									
group	Dose 1	Dose 2	Dose 3	Dose 4	Total administered	Increase per day 1	Increase per day 2	Increase per day 3	Increase per day 4
m-11m	2,574	1,256	49	0	3,784	368	179	7	0
01-04	81	842	391	0	241	12	120	56	0
05-11	909	632	3,212	152	4,905	130	90	459	22
12-15	261	279	85	32	662	37	40	12	5
15-19	585	-77	77	62	897	84	-11	11	9
20-24	934	-222	115	79	1,544	133	-32	16	11
25-29	1,441	-349	113	101	2,167	206	-50	16	14
30-34	1,603	-612	129	132	2,436	229	-87	18	19
35-39	1,443	-739	118	131	2,214	208	-106	17	19
40-44	1,132	-750	103	164	1,778	162	-107	15	23
45-49	863	-635	70	178	1,404	123	-91	10	25
50-54	830	-478	60	192	1,370	119	-68	9	27
55-59	1,110	-216	73	282	1,881	159	-31	10	40
60-64	1,372	148	74	384	2,431	196	21	11	55
65-69	1,387	353	39	674	2,728	198	50	6	96
70-74	1,029	355	33	706	2,280	147	51	5	101
75-79	657	238	16	530	1,536	94	34	2	76
80-84	366	198	8	332	921	52	28	1	47
85-89	217	119	3	223	576	31	17	0	32
90+	115	93	3	215	431	16	13	0	31
known	-32,253	-14,282	-3,121	-145	-49,798	-4,608	-2,040	-446	-21
18+	-17,378	-16,911	-2,132	4,207	-23,552	-2,483	-2,416	-305	601
12+	-16,907	-16,577	-2,002	4,272	-22,541	-2,415	-2,368	-286	610
5+	-15,998	-15,945	1,210	4,424	-17,636	-2,285	-2,278	173	632
ALL	-15,894	-14,914	1,650	4,424	-17,329	-2,271	-2,131	236	632

Monday Jun 12, 2023									
group	Population	1 dose	% of population with 1 dose	2 doses	% of population with 2 doses	3 doses	% of population with 3 doses	4+ doses	Total administered
n-11m	23,961	3,321	13.86%	1,488	6.20%	50	0.21%	8	4,857
01-04	210,251	21,215	10.09%	12,989	6.18%	404	0.19%	0	34,609
05-11	392,031	205,968	52.54%	155,598	39.69%	22,847	5.85%	227	384,740
12-15	167,555	144,985	86.53%	141,196	84.27%	28,872	17.23%	5,105	320,158
15-19	257,119	228,232	88.01%	215,280	83.73%	63,749	24.79%	14,332	519,653
20-24	274,288	242,891	88.55%	227,439	82.92%	78,520	28.63%	19,094	567,944
25-29	304,581	266,463	87.49%	250,062	82.10%	92,182	30.27%	26,047	634,754
30-34	350,985	305,572	87.06%	289,387	82.45%	118,245	33.69%	40,193	753,407
35-39	363,449	317,672	87.40%	304,075	83.66%	137,369	37.80%	49,675	808,791
40-44	327,298	287,863	87.95%	278,684	85.15%	141,024	43.09%	51,992	759,563
45-49	291,701	260,126	89.18%	251,903	86.36%	138,963	47.64%	55,827	706,819
50-54	269,326	245,250	91.06%	237,873	88.32%	145,727	54.11%	68,072	696,922
55-59	278,170	258,302	92.86%	248,709	89.41%	165,186	59.38%	90,845	763,042
60-64	268,474	252,547	94.07%	244,426	91.04%	181,487	67.60%	129,649	808,109
65-69	220,972	207,689	93.99%	202,738	91.75%	168,498	76.25%	149,596	677,700
70-74	166,065	156,944	94.51%	155,668	93.74%	134,027	80.71%	153,517	606,156
75-79	108,348	100,135	92.42%	98,562	90.97%	91,701	84.64%	122,301	412,899
80-84	71,332	65,622	92.00%	64,689	90.69%	59,148	82.92%	79,828	269,284
85-89	44,715	41,667	93.18%	41,063	91.83%	37,460	83.78%	51,391	171,581
90+	28,362	26,324	92.81%	25,009	91.70%	24,456	86.23%	36,598	113,387
known									
18+	3,470,042	3,127,713	90.13%	3,008,639	86.70%	1,747,658	50.36%	1,131,725	9,015,735
12+	3,792,739	3,406,345	89.81%	3,277,773	86.42%	1,806,611	47.63%	1,144,062	9,634,791
5+	4,184,770	3,612,313	86.32%	3,433,371	82.04%	1,829,558	43.72%	1,144,289	10,019,531
ALL	4,443,782	3,636,850	81.64%	3,447,846	77.59%	1,830,012	41.18%	1,144,289	10,058,997

Monday Jun 05, 2023									
group	Population	1 dose	% of population with 1 dose	2 doses	% of population with 2 doses	3 doses	% of population with 3 doses	4+ doses	Total administered
n-11m	25,704	747	2.91%	236	0.89%	1	0.00%	0	1,073
01-04	217,106	21,135	9.73%	12,147	5.59%	13	0.01%	0	34,369
05-11	391,068	205,059	52.44%	154,966	39.63%	19,735	5.05%	75	379,835
12-15	162,409	144,724	89.11%	140,917	86.77%	28,787	17.73%	5,073	315,498
15-19	256,523	225,707	87.99%	215,357	83.95%	63,672	24.82%	14,270	518,756
20-24	276,617	241,957	87.47%	227,661	82.30%	78,405	28.34%	19,015	566,400
25-29	313,935	265,022	84.42%	250,411	79.77%	92,069	29.33%	25,946	632,587
30-34	355,845	303,969	85.42%	290,009	81.50%	118,116	33.19%	40,061	750,971
35-39	358,781	316,229	88.14%	304,814	84.96%	137,251	38.25%	49,544	806,577
40-44	319,435	286,731	89.76%	279,434	87.48%	140,921	44.12%	51,828	757,785
45-49	288,414	259,263	89.89%	252,538	87.56%	138,893	48.16%	55,649	705,415
50-54	266,416	244,420	91.74%	238,351	89.47%	145,667	54.68%	67,880	695,552
55-59	284,174	257,192	90.51%	248,925	87.60%	165,113	58.10%	90,563	761,161
60-64	264,112	251,178	95.10%	244,278	92.49%	181,413	68.69%	129,265	805,678
65-69	209,854	206,302	98.31%	202,385	96.44%	168,459	80.27%	148,922	728,793
70-74	157,684	155,915	98.88%	155,313	98.50%	133,994	84.98%	152,811	597,876
75-79	103,069	99,478	96.52%	98,324	95.40%	91,685	88.95%	121,771	411,163
80-84	68,592	65,256	95.14%	64,491	94.02%	59,137	86.22%	79,496	268,363
85-89	44,279	41,450	93.61%	40,944	92.47%	37,457	84.59%	51,168	171,006
90+	27,903	26,209	93.93%	25,916	92.88%	24,453	87.64%	36,383	112,956
known	0	32,253	64.77%	14,282	28.68%	3,121	6.27%	145	49,798
18+	3,442,298	3,145,091	91.37%	3,025,550	87.89%	1,749,790	50.83%	1,127,518	9,039,287
12+	3,758,041	3,423,252	91.09%	3,294,350	87.66%	1,808,613	48.13%	1,139,790	9,667,332
5+	4,145,109	3,628,311	87.45%	3,449,316	83.13%	1,828,348	44.07%	1,139,865	10,037,167
ALL	4,416,692	3,652,744	82.70%	3,462,760	78.40%	1,828,362	41.40%	1,139,865	10,076,326

And it didn't get any better this week.

<https://twitter.com/dksdata/status/1671656656701386752?s=20>

Monday Jun 19, 2023										
Age group	Population	1 dose	% of population with 1 dose	2 doses	% of population with 2 doses	3 doses	% of population with 3 doses	4+ doses	Total administered	Total administered
6m-11m	23,961	3,332	13.91%	1,507	6.29%	53	0.22%	0	0.00%	4,892
01-04	210,251	21,252	10.11%	13,031	6.20%	438	0.21%	0	0.00%	34,721
05-11	392,031	205,989	52.54%	155,639	39.70%	22,972	5.86%	229	0.06%	384,829
12-15	167,555	144,994	86.54%	141,201	84.27%	28,888	17.24%	5,122	3.06%	320,205
15-19	257,119	226,299	88.01%	215,287	83.73%	63,781	24.81%	14,376	5.59%	519,743
20-24	274,288	242,896	88.56%	227,445	82.92%	78,536	28.63%	19,147	6.98%	568,024
25-29	304,581	266,475	87.49%	250,073	82.10%	92,196	30.27%	26,085	8.56%	634,829
30-34	350,985	305,584	87.06%	289,406	82.46%	118,257	33.69%	40,264	11.47%	753,511
35-39	363,449	317,683	87.41%	304,084	83.67%	137,391	37.80%	49,761	13.69%	808,919
40-44	327,298	287,868	87.95%	276,692	85.15%	141,046	43.09%	52,074	15.91%	759,680
45-49	291,701	260,132	89.18%	251,911	86.36%	138,978	47.64%	55,937	19.18%	706,958
50-54	269,326	245,254	91.06%	237,874	88.32%	145,740	54.11%	68,189	25.32%	697,057
55-59	278,170	258,310	92.86%	248,712	89.41%	165,192	59.39%	90,999	32.71%	763,213
60-64	268,474	252,551	94.07%	244,428	91.04%	181,495	67.60%	129,863	48.37%	808,337
65-69	220,972	207,697	93.99%	202,742	91.75%	168,507	76.26%	150,073	67.91%	729,019
70-74	166,065	156,949	94.51%	155,675	93.74%	134,029	80.71%	154,118	92.81%	600,771
75-79	108,348	100,136	92.42%	98,567	90.97%	91,707	84.64%	122,734	113.28%	413,144
80-84	71,332	65,623	92.00%	64,691	90.69%	59,145	82.92%	80,157	112.37%	269,616
85-89	44,715	41,667	93.18%	41,066	91.84%	37,464	83.78%	51,640	115.49%	171,837
90+	28,362	26,326	92.82%	26,011	91.71%	24,463	86.25%	36,865	129.98%	113,665
Unknown										
18+	3,470,042	3,127,801		3,008,722		1,747,829		1,135,025		9,019,377
12+	3,792,739	3,406,445	89.81%	3,277,865	86.42%	1,806,815	47.64%	1,147,404	30.25%	9,638,529
5+	4,184,770	3,612,434	86.32%	3,433,504	82.05%	1,829,787	43.72%	1,147,633	27.42%	10,023,368
ALL	4,443,782	3,637,018	81.65%	3,448,042	77.59%	1,830,278	41.19%	1,147,633	25.83%	10,062,971

Change Monday Jun 12, 2023 - Monday Jun 19, 2023									
Age group	Dose 1	Dose 2	Dose 3	Dose 4	Total administered	Increase per day 1	Increase per day 2	Increase per day 3	Increase per day 4
6m-11m	11	21	3	0	35	2	3	0	0
01-04	36	42	34	0	112	5	6	5	0
05-11	21	41	25	2	89	3	6	4	0
12-15	9	5	16	17	47	1	1	2	2
15-19	7	7	32	44	90	1	1	5	6
20-24	5	6	16	53	80	1	1	2	8
25-29	12	11	14	38	75	2	2	2	5
30-34	12	9	12	71	104	2	1	2	10
35-39	11	9	22	86	128	2	1	3	12
40-44	5	8	22	82	117	1	1	3	12
45-49	6	8	15	110	139	1	1	2	16
50-54	4	1	13	117	135	1	0	2	17
55-59	8	3	6	154	171	1	0	1	22
60-64	4	2	8	214	228	1	0	1	31
65-69	8	4	9	477	498	1	1	1	68
70-74	5	7	2	601	615	1	1	0	86
75-79	1	5	6	433	445	0	1	1	62
80-84	1	2	0	329	332	0	0	0	47
85-89	0	3	4	249	256	0	0	1	36
90+	2	2	7	267	278	0	0	1	38
Unknown	0	0	0	0	0	0	0	0	0
18+	88	83	171	3,300	3,642	13	12	24	471
12+	100	92	204	3,342	3,738	14	13	29	477
5+	121	133	229	3,344	3,827	17	19	33	478
ALL	168	196	266	3,344	3,974	24	28	38	478

<https://twitter.com/dksdata/status/1670159463461044224?s=20>

I was warning about this in 2021 (and before). AHS knew about these concerns as did Premier Smith. The reality of what AHS knew and did is criminal. Strangely, Sheila Annette Lewis' lawyers actually have evidence of crimes being committed back in 2021. Instead of using it to help save Sheila and others, they actively buried it. I now have that evidence.

Sheila Annette Lewis has been sentenced to death by the Supreme Court of Canada. She is not the only one.

The truth about her story is far more disturbing than that though. She could have been saved as could so many others.

Alberta Health Services exists at the legal behest of the Alberta Health Minister. The Alberta Health Minister exists at the behest of the Premier. The Alberta Transplant Society does not require a COVID vaccine for transplants.

The NACI advice, Alberta COVID Vaccine Consent forms, manufacturers' data and the direction initially given to healthcare professionals providing these shots states *'THERE IS NO SAFETY OR EFFICACY DATA FOR TRANSPLANT PATIENTS SO THE VACCINE MUST NOT BE GIVEN TO TRANSPLANT PATIENTS'*. That direction existed in 2021. It still stands today.

Sheila Lewis' case was never a constitutional argument. Most COVID-related cases never were.

It was a matter of fact, of a known lack of safety and efficacy data and Alberta law. The Health Minister(s) could have stopped this at any time and saved her.

...

Why didn't Tyler Shanro or Jason Copping?
Why didn't Danielle Smith or Jason Kenney?

And why the costly legal games designed to fail?

I warned about this in November 2021.

Questions need to be asked, and not just of the courts.

Judges, Doctors, Lawyers, Health Ministers, Premiers.
All have blood on their hands.
And not just from this case.




3:09 PM · Jun 8, 2023 · 418K Views



Sheila needs 3-4 COVID jabs for a transplant. 1 in the last 6 months, or \$600K USD to go to the US.
4.2 Million Albertans don't know they are 'undervaccinated' and would be in the same boat.
Can you 'afford' to stay silent?

June 19th, 2023

<https://www.alberta.ca/stats/covid-19-alberta-statistics.htm#vaccinations>

	Alberta Population	No Dose	1 Dose	2 Doses	3 doses	4 doses
At least (doses)	4,416,692	779,674	3,637,018	3,448,042	1,830,278	1,147,633
Last 6 months	4,416,692	779,674	- 6,395	- 3,108	27,136	218,163
Currently Ineligible for Transplant	4,180,896	779,674	195,371	1,620,872	655,509	929,470

<https://www.albertahealthservices.ca/frm-21765.pdf>

"For some people, **2 doses may not give enough protection**. You may need **a third dose to complete your primary series** if you have a health problem that weakens your immune system. For example:

You have had or will have **an organ or stem cell transplant**."

<https://www.alberta.ca/assets/documents/health-cmoh-covid-19-immunization-physicians-pharmacists-booster->

"Alberta Health strongly recommends **a second booster dose** for those who are **at the highest risk of severe outcomes** from a COVID-19 infection"

There are currently up to 4,198,529 people who are currently ineligible to receive a transplant organ in Alberta due to the modified AHS requirements, upheld by the Alberta Court of Appeal and accepted by Health Minister Jason Copping.

Population of Alberta 4,416,692 (down 3,347 since the peak in January. How?)

779,674 have had ZERO doses.

188,976 have had only 1 dose (-6,395 in the last 6 months).

1,617,764 have had only 2 doses (-3,108 in the last 6 months).

682,645 have had only 3 doses (27,136 in the last 6 months).

1,147,633 Albertans have had 4 doses (218,163 in the last 6 months).

3,637,018 Albertans have had 1 or more doses (235,796 in the last 6 months).

There are currently 779,674 people in Alberta that have had zero doses of the COVID vaccine, leaving at least 3,448,042 people who THINK they are vaccinated and eligible for a transplant, but are not currently vaccinated enough. Currently eligible vaccinated Albertan's (by vaccination status) could be as low as 218,163 out of a population of 4,416,692. Be careful what you wish for. You just might be signing your own death certificate.

<https://twitter.com/dksdata/status/1670257494281850880?s=20>

Back to the UK. The reality is that this is the same for every country, but the suppression of reporting AEFI masks that information, including here in Alberta.

For a breakdown of how hard it is to report an AEFI in Alberta, see this video I produced last year.

<https://rumble.com/v1q2jyq-how-hard-is-it-to-report-an-adverse-event-in-alberta.html>

This is an extract from the longer podcast more than a year ago.

<https://dksdata.com/podcasts#E3>

<https://dksdata.com/podcast/LiesDamnedLiesandSadisticsE003.pdf>

2023 in the UK					
AEFI to SERIOUS AEFI COMPARISON					
Type	AEFI	SERIOUS	PERCENTAGE	1 IN...	DESCRIPTION
AZ	1,006	904	90%	1.1	AZ 1 IN 1.1 1,006 doses given. 904 SERIOUS ADVERSE EVENTS. 90%
Pfizer Mono	1,132	954	84%	1.2	Pfizer Mono 1 IN 1.2 1,132 doses given. 954 SERIOUS ADVERSE EVENTS. 84%
Pfizer BiValent	1,118	917	82%	1.2	Pfizer BiValent 1 IN 1.2 1,118 doses given. 917 SERIOUS ADVERSE EVENTS. 82%
Moderna Mono	208	181	87%	1.1	Moderna Mono 1 IN 1.1 208 doses given. 181 SERIOUS ADVERSE EVENTS. 87%
Moderna BiValent	456	401	88%	1.1	Moderna BiValent 1 IN 1.1 456 doses given. 401 SERIOUS ADVERSE EVENTS. 88%
Novavax	37	28	76%	1.3	Novavax 1 IN 1.3 37 doses given. 28 SERIOUS ADVERSE EVENTS. 76%
Other	262	198	76%	1.3	Other 1 IN 1.3 262 doses given. 198 SERIOUS ADVERSE EVENTS. 76%
Total	4,219	3,583	85%	1.2	Total 1 IN 1.2 4,219 doses given. 3,583 SERIOUS ADVERSE EVENTS. 85%

2022 in the UK					
AEFI to SERIOUS AEFI COMPARISON					
Type	AEFI	SERIOUS	PERCENTAGE	1 IN...	DESCRIPTION
AZ	5,824	4,985	86%	1.2	AZ 1 IN 1.2 5,824 doses given. 4,985 SERIOUS ADVERSE EVENTS. 86%
Pfizer Mono	21,211	16,690	79%	1.3	Pfizer Mono 1 IN 1.3 21,211 doses given. 16,690 SERIOUS ADVERSE EVENTS. 79%
Pfizer BiValent	3,568	2,692	75%	1.3	Pfizer BiValent 1 IN 1.3 3,568 doses given. 2,692 SERIOUS ADVERSE EVENTS. 75%
Moderna Mono	11,623	8,901	77%	1.3	Moderna Mono 1 IN 1.3 11,623 doses given. 8,901 SERIOUS ADVERSE EVENTS. 77%
Moderna BiValent	4,887	3,496	72%	1.4	Moderna BiValent 1 IN 1.4 4,887 doses given. 3,496 SERIOUS ADVERSE EVENTS. 72%
Novavax	36	24	67%	1.5	Novavax 1 IN 1.5 36 doses given. 24 SERIOUS ADVERSE EVENTS. 67%
Other	795	598	75%	1.3	Other 1 IN 1.3 795 doses given. 598 SERIOUS ADVERSE EVENTS. 75%
Total	47,944	37,386	78%	1.3	Total 1 IN 1.3 47,944 doses given. 37,386 SERIOUS ADVERSE EVENTS. 78%

2021 in the UK					
AEFI to SERIOUS AEFI COMPARISON					
Type	AEFI	SERIOUS	PERCENTAGE	1 IN...	DESCRIPTION
AZ	241,363	186,397	77%	1.3	AZ 1 IN 1.3 241,363 doses given. 186,397 SERIOUS ADVERSE EVENTS. 77%
Pfizer Mono	151,845	106,057	70%	1.4	Pfizer Mono 1 IN 1.4 151,845 doses given. 106,057 SERIOUS ADVERSE EVENTS. 70%
Pfizer BiValent					No Data - Vaccine not given
Moderna Mono	31,106	21,975	71%	1.4	Moderna Mono 1 IN 1.4 31,106 doses given. 21,975 SERIOUS ADVERSE EVENTS. 71%
Moderna BiValent					No Data - Vaccine not given
Novavax					No Data - Vaccine not given
Other	1,445	1,009	70%	1.4	Other 1 IN 1.4 1,445 doses given. 1,009 SERIOUS ADVERSE EVENTS. 70%
Total	425,759	315,438	74%	1.3	Total 1 IN 1.3 425,759 doses given. 315,438 SERIOUS ADVERSE EVENTS. 74%

2020 in the UK					
AEFI to SERIOUS AEFI COMPARISON					
Type	AEFI	SERIOUS	PERCENTAGE	1 IN...	DESCRIPTION
AZ					No Data - Vaccine not given
Pfizer Mono	2,726	1,519	56%	1.8	Pfizer Mono 1 IN 1.8 2,726 doses given. 1,519 SERIOUS ADVERSE EVENTS. 56%
Pfizer BiValent					No Data - Vaccine not given
Moderna Mono					No Data - Vaccine not given
Moderna BiValent					No Data - Vaccine not given
Novavax					No Data - Vaccine not given
Other					No Data - Vaccine not given
Total	2,726	1,519	56%	1.8	Total 1 IN 1.8 2,726 doses given. 1,519 SERIOUS ADVERSE EVENTS. 56%

More Alberta COVID Data proving the lies being deleted by the government and AHS:

<https://twitter.com/dksdata/status/1670805763202195460?s=20>

THE LIES THAT BIND

In Alberta, on March 12th, 2020 (without any legislative authority), the Alberta Government Cabinet and Chief Medical Officer of Health (CMOH) Dr. Deena Hinshaw ordered almost all gatherings of **250** people or over **CANCELLED** (<https://www.youtube.com/watch?v=CmKWIRUmXUQ>) (<https://www.alberta.ca/release.cfm?xID=6980324A5B180-BC2C-40A8-A6AD9E30E3189425>)

This effectively closed many businesses and leisure facilities overnight. Some never recovered from this.

JUST TWO WEEKS. – What happened in those two weeks?

A total of 486 'Cases' of COVID were reported in Alberta in live updates each day (and through Mainstream and Social Media platforms).

After 2 weeks, the **CMOH**, current **Deputy CMOH Dr. Mark Joffe**, (now **Alberta's CMOH under Premier Danielle Smith**) and Media reported; (<https://www.youtube.com/live/fgH1gYVhQ>)

(<https://edmonton.ctvnews.ca/alberta-confirms-67-more-cases-of-covid-19-27-patients-have-recovered-1.4869491>)

"**March 26** – Alberta has **67 more cases** of COVID-19, but the province announced that **27 of the 486 total patients** have **recovered** from the virus."



Yet, the data from Alberta Health shows **ONE ACTIVE CASE!!!** (485 recovered cases by March 26th, 2020).

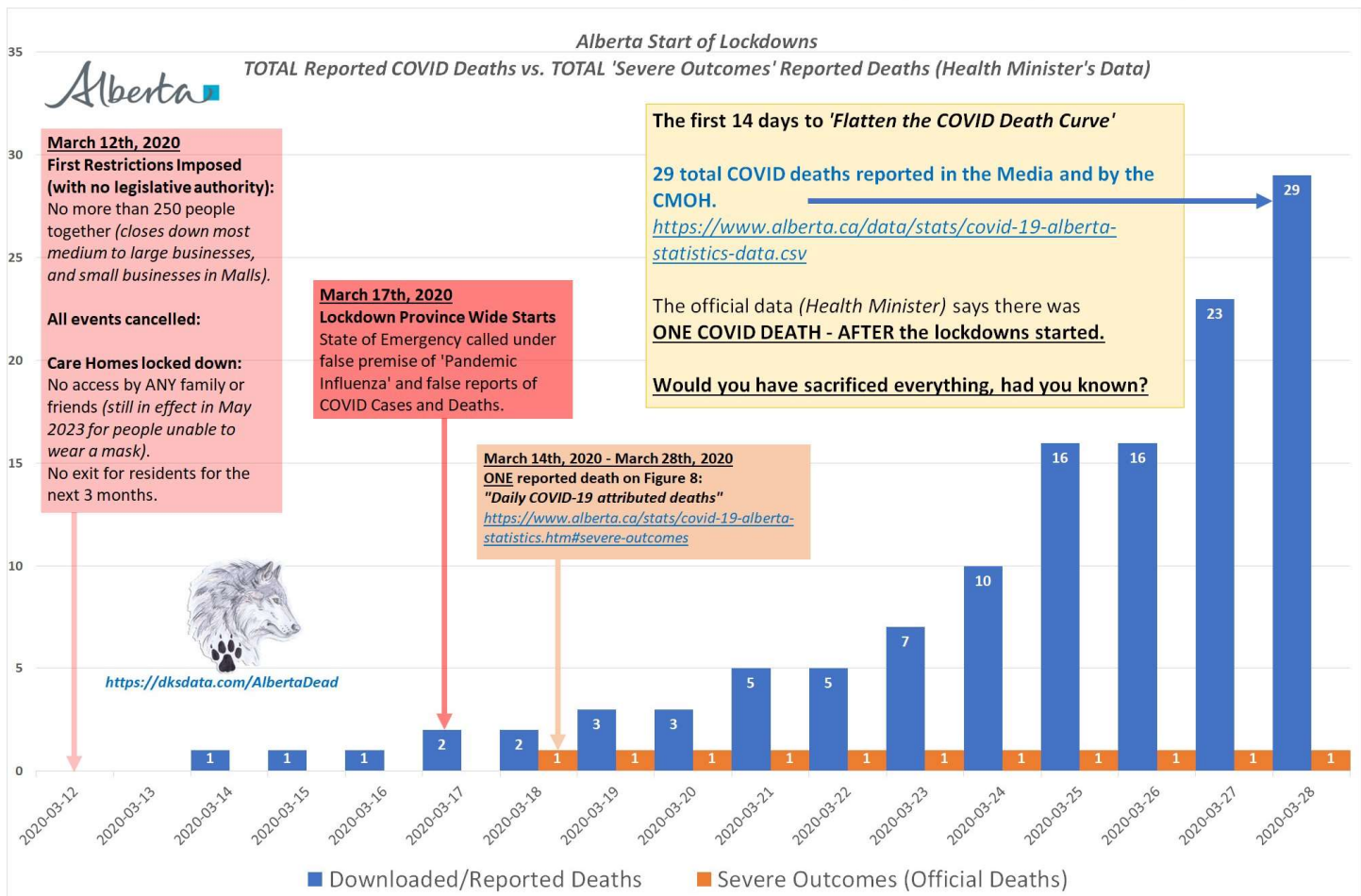
Would you have given up everything had you known?

<https://www.alberta.ca/data/stats/covid-19-alberta-statistics-data.csv>

As reported in the Mainstream Media and Live Government Updates:

<https://www.ctvnews.ca/health/coronavirus/tracking-every-case-of-covid-19-in-canada-1.4852102>

Date	Running Total Cases	Data Reported Recovered Minus Reclassified	Active Cases = Media Cases minus Data reported Recovered
2020-03-05	1	-	1
2020-03-06	2	1	1
2020-03-08	4	1	3
2020-03-09	7	7	0
2020-03-10	14	16	-2
2020-03-11	19	24	-5
2020-03-12	23	26	-3
2020-03-13	29	34	-5
2020-03-14	39	52	-13
2020-03-15	56	62	-6
2020-03-16	74	89	-15
2020-03-17	97	100	-3
2020-03-18	119	131	-12
2020-03-19	146	163	-17
2020-03-20	195	206	-11
2020-03-21	226	238	-12
2020-03-22	259	276	-17
2020-03-23	301	326	-25
2020-03-24	358	388	-30
2020-03-25	419	438	-19
2020-03-26	486	485	1



And what about Cases? Lies from the media and the government from the very start. This includes our current and previous CMOH at the time (Mark Joffe and Deena Hinshaw).

Date	Report
2020-03-05	March 5 – A woman in her 50s from the Calgary area who recently travelled aboard the <i>Grand Princess</i> cruise ship in California was identified as Alberta's first presumptive case of COVID-19. This case was confirmed on March 6, and the patient is self-isolating.
2020-03-06	March 6 – A man in his 40s in the Edmonton region was announced as the province's second presumptive case after he tested positive upon returning from visiting the United States. He had visited Illinois, Michigan and Ohio before returning home on Feb. 28. The source of his infection is a companion who travelled with him in the U.S. who had previously been a passenger on the <i>Grand Princess</i> cruise ship. This travel companion is one of the confirmed cases in B.C.
2020-03-08	March 8 – Health officials said a man in his 60s from the Edmonton region was the third presumptive case. He had been on the <i>Grand Princess</i> cruise before he returned to Alberta on Feb. 21. The fourth presumed case is a woman in her 30s from the Calgary region. She had been in close contact with someone who had recently travelled in Europe, including visits to Ukraine, Turkey and the Netherlands. This person is also a resident of Alberta, and is currently undergoing tests. Both presumptive cases are recovering in isolation at home.
2020-03-09	March 9 – Alberta health officials announced three additional cases, bringing the province's total to seven. One case involves an Edmonton-area woman in her 70s who had come in contact with the case announced on March 8 who had contracted the virus while on the <i>Grande Princess</i> cruise. The sixth case is a Calgary-area man in his 30s who had travelled in Ukraine, the Netherlands and Turkey who had also been in close contact with the fourth case identified on March 8. The last case is a Calgary-area woman in her 50s who was on the <i>MS Braemar</i> cruise ship from Feb. 11 to March 4. All Alberta cases are now confirmed and the province no longer requires additional confirmation from the National Microbiology Laboratory.
2020-03-10	March 10 – Seven more cases were confirmed by health officials, doubling the number of cases in Alberta. All patients likely caught the virus while travelling. Destinations included France, the Netherlands, Egypt, Iran, Taiwan, Germany, Malaysia, Trinidad and Tobago, Panama, the Philippines and the United States. Several travellers visited more than one country. One individual was also on the <i>MS Braemar</i> cruise. One of the patients had a pre-existing health condition and was transported to hospital. Three are from the Edmonton area, a male in his 70s and a female in her 60s who had travelled together, and a female in her 30s. Four cases are from the Calgary area, involving a man in his 50s, two females in their 30s, and a female in her forties.
2020-03-11	March 11 – Five new cases of COVID-19 were identified in Alberta. All of those cases were linked to travel. One case involved an Edmonton man in his 30s who recently came back from international travel and also visited Misericordia Hospital for an unrelated, previously scheduled treatment prior to being tested and diagnosed. Alberta Public Health was contacting anyone who was in direct contact with him. Alberta's chief medical officer of health said there is no risk to patients at the hospital "at this time." The other four cases are a man in his 20s and three women in their 30s, three of whom are from Calgary and one from the central zone. All five patients recently travelled abroad to countries including Iran, Egypt, Spain, Washington state and Mexico.
2020-03-12	March 12 – Four new cases, all in the Calgary-area, were announced, bringing the provincial total to 23. The cases involved a two-year-old child, a man in his 50s, a woman in her 30s and a woman in her 70s. The four recently returned from travel to Jordan, Egypt, France, Germany, and Florida.
2020-03-13	March 13 – Six new cases were confirmed, all involving travel. One was a man from Edmonton who attended a conference in Vancouver where a positive case was identified. The remaining cases were from the Calgary area. One recently returned from Florida, while the others were household contacts of a previously confirmed case.
2020-03-14	March 14 – Ten new cases were confirmed in Alberta, including two in which patients were admitted to intensive care. Six of the new cases were in the Calgary Zone, the other four were in the Edmonton Zone. Eight of the cases were connected to international travel. The province was investigating the other two cases. Both patients admitted to intensive care were in their 60s.
2020-03-15	March 15 – Alberta health officials announced 17 new cases, bringing the total to 56. Two of the new cases were believed to be 'community cases' with no connection to international travel.
2020-03-16	March 16 – There were 18 new cases – the highest single-day tally for the province so far.
2020-03-17	March 17 – Health officials in Alberta announced 23 new cases.
2020-03-18	March 18 – Alberta health officials announced another 22 cases of COVID-19, for a total of 119 cases. Seven of the cases were suspected to be community transmission and three were in intensive care units.
2020-03-19	March 19 – The province had its first death from COVID-19 – a man in his 60s with an underlying health condition – and 27 new cases.
2020-03-20	March 20 – Alberta confirmed 49 new cases, bringing the province's total to 195. As many as 11 of the total cases, all in the Edmonton and Calgary areas, may be community transmitted. Ten patients are in the hospital, half of whom are in intensive care.
2020-03-21	March 21 – Health officials announced 31 new cases of COVID-19 in Alberta, bringing the provincial total to 226. The province believed as many as 16 of the cases were due to community spread. Eleven people were in hospital, six of which were in the intensive care unit. The province also identified that one of the cases originated in a seniors' home.
2020-03-22	March 22 – An additional 33 cases were reported in Alberta. There were 18 people hospitalized, seven of whom were in intensive care.
2020-03-23	March 23 – The province confirmed 42 new cases, with up to 11 suspected to be from community transmissions.
2020-03-24	March 24 – There are 57 new cases of COVID-19 in the province as well as the province's second death due to the disease. The victim is a woman in her 80s in the Calgary zone.
2020-03-25	March 25 – Premier Jason Kenney announced 61 new cases of COVID-19 Wednesday, the largest day-over-day increase yet.
2020-03-26	March 26 – Alberta has 67 more cases of COVID-19, but the province announced that 27 of the 486 total patients have recovered from the virus.



<https://www.alberta.ca/data/status/covid-19-alberta-statistics-data.csv>

All services ▾ Public engagement Initiatives News About government Jobs

[Home](#)

Page not found

We could not find the page you requested on Alberta.ca.

Our site has recently changed, and the page you requested may have moved, or been removed.

You may find it helpful to:

- use the search box at the top of the page
- browse through the topics on alberta.ca to locate services and information
- [contact us](#) with any questions you may have

Jobs

Staff directory

Open Government Program

Ministries

Contact us

Social media directory

Using Alberta.ca

Disclaimer

Privacy

Accessibility

© 2023 Government of Alberta

<https://www.alberta.ca/stats/covid-19-alberta-statistics.htm#data-export>

[Cases in Alberta](#)

[Table of contents ▾](#)

COVID-19 Alberta statistics

Interactive aggregate data on COVID-19 cases in Alberta

1
Data reporting for the weeks of May 16-22, and May 23-29 2023, is delayed because of systems issues. We are working to resume reporting as soon as possible.

1
COVID-19 data included in the interactive data application are up-to-date as of end of day May 15, 2023, unless stated otherwise.

[View Alberta seasonal influenza statistics](#)

<https://twitter.com/dksdata/status/1669196401258139648?s=20>

All we are left with is ironically the proof that the government lied about deaths at the start.

Alberta Health Data: By SEVERE OUTCOMES - Fig 8 Reported June 14th, 2023 13 for 2023, 1 in the reporting week and 1 'reclassified' from April 2022.						
Count	Date reported	Previous Deaths	New Total	Change	Days to Change	Sub Totals
1	2022-04-13	8	9	1	425	1
2	2023-03-24	1	2	1	80	
3	2023-04-20	1	2	1	53	
4	2023-05-14	1	2	1	29	
5	2023-05-15	2	3	1	28	
6	2023-05-16	2	3	1	27	
7	2023-05-18	2	3	1	25	
8	2023-05-22	1	2	1	21	
9	2023-05-30	2	3	1	13	
10	2023-06-01	0	1	1	11	
11	2023-06-04	0	1	1	8	
12	2023-06-05	0	2	2	7	12
13	2023-06-06	0	1	1	6	1

<https://www.alberta.ca/stats/covid-19-alberta-statistics.htm#severe-outcomes>

This week the lies continue and the data is not returned.

<https://twitter.com/dksdata/status/1671656655212412928?s=20>

Alberta Health Data: By SEVERE OUTCOMES - Fig 8

Reported June 21st, 2023

Count	Date reported	Previous Deaths	New Total	Change	Days to Change	Sub Totals
1	2023-05-17	2	3	1	26	
2	2023-05-19	1	2	1	24	
3	2023-05-21	0	1	1	22	
4	2023-05-28	0	1	1	15	
5	2023-06-07	0	1	1	5	
6	2023-06-08	0	1	1	4	
7	2023-06-09	0	1	1	3	
8	2023-06-13		1	1	-1	8
9	2023-06-17		1	1	-5	1

<https://www.alberta.ca/stats/covid-19-alberta-statistics.htm#severe-outcomes>

Even the removal of masks is a lie.

<https://twitter.com/dksdata/status/1670887713766248448?s=20>

<http://web.archive.org/web/20230615170941/https://extranet.ahsnet.ca/teams/policydocuments/1/clp-ahs-use-of-masks-hcs-267.pdf>

Why is HCS-267 (AHS Mask Directive) suddenly behind a password for the first time in three years? Trying to hide the truth about masks not really being removed?

Sign in

https://extranet.ahsnet.ca requires a username and password.

Username

Password

Cancel Sign in

All to hide this?

<https://twitter.com/dksdata/status/1670923929677086720?s=20>



REMEMBER 2020 40 Million Masks REMEMBER THESE DATES!



March 17th, 2020

Alberta locks down fully (without authority or cause)

April 6th, 2020

Kenney Promises Millions of Masks for Albertans

Did he even ask?

<https://twitter.com/dksdata/status/1670471483137855488?s=20>

**IT IS NOT OVER. STOP BEING DISTRACTED.
THIS ONLY ENDS WHEN THE TRUTH IS EXPOSED AND
THE CRIMINAL INVESTIGATIONS START.**

This was sent to all Healthcare workers at AHS after the announcement of masks being dropped.

“KEY POINTS:

- *Healthcare providers are asked to wear a mask if a patient asks them to do so. Updated signage will be available soon to be used in staff and patient care areas.*
- *Workers should continue to use routine practices and additional precautions as required by the IPC Risk Assessment to make personal protective equipment (PPE) decisions.*
- *Continuous masking will be required when:*
 - *Directed by an outbreak protocol,*
 - *Identified by the Attending Work with COVID-19 Symptoms or a Positive COVID-19 Test algorithms,*
 - *The IPC Risk Assessment indicates it as a control.*
- *Workers and patients/families may continue to wear a mask in all areas if they choose.”*

So, people like me still have to worry when calling an ambulance, going to hospital or even heading to the Care Home in case the masks are back prompted by just two symptomatic positive cases. These ‘cases’ could actually be the paramedics in the ambulance I call!

Frequently Asked Questions

**6. A patient has requested that I mask, however I do not want to mask at work anymore.
What do I do?**

- Healthcare providers are asked to mask when requested by patients to do so.
- We encourage workers to discuss masking, hand hygiene or other factors patient feel are important to their care.
- Vulnerable patients such as immunosuppressed individuals will receive identification to display to their care providers so care providers know to mask.
- Signage will be available for posting in staff and patient areas.
- Any concerns should be addressed with the care team and manager as appropriate.
- As more information becomes available, we will continue to update this section.

7. Do I need to mask if I am returning to work after a five-day work restriction due to testing positive for COVID-19 or having COVID-19 symptoms?

- Please refer to the [Attending Work with COVID-19 Symptoms or a Positive COVID-19 Test](#) and the corresponding [FAQ](#) for further guidance.

And again. The lies about the Deena Hinshaw memo now lead to Dr. Esther Tailfeathers (and others) resigning. How much did all this cost the Alberta taxpayer for another government cover up? How much more money did Deena walk away with?

<https://twitter.com/dksdata/status/1671516529890820096?s=20>

<https://twitter.com/Albertadoctors/status/1671325888951242754?s=20>

https://dksdata.com/DS/IWC_Memo_Announcement_DH_June1.2023%20Final.pdf

WHY IS NO ONE ASKING QUESTIONS ON ANY SIDE?

I am.

<https://twitter.com/dksdata/status/1670052830219231233?s=20>

The JCCF and other lawyers have failed those they claimed to represent. By design. Why would they want any of this to end when it has been such a cash cow for them? They buried evidence in 2021 and 2022 about the vaccines and what AHS knew and did.

Sheila's story feels like the Jerry Dunham tragedy all over again.

<https://twitter.com/dksdata/status/1647004479248826368?s=20>

<https://www.iccf.ca/wp-content/uploads/2023/04/Kinexus-report.pdf>


<https://www.canlii.org/en/ab/abqb/doc/2022/2022abqb479/2022abqb479.pdf>

<https://www.canlii.org/en/ab/abca/doc/2022/2022abca359/2022abca359.pdf>

https://www.iccf.ca/wp-content/uploads/2023/04/Notice-of-Application_Redacted.pdf

<https://www.iccf.ca/jerry-dunham-was-killed-by-the-lockdown-not-by-covid-19/>

I opened a letter and saw this:



Are they representing you?


No, they're not actually...

No representation at the moment

Jccf tried to direct me to other lawyers a couple months ago. Then, those redirected as well.

I will be back on the Ledge Friday 23rd June, 2023 with Karen. You may think you are “immune” from all this but the repercussions of the last three years will impact us all.

Come and join us. Come and answer some questions.



Violet King Henry Plaza

108th Street and 99 Avenue, Edmonton Alberta

*Friday June 23rd, 2023
1 PM Mountain Time*

Join
*Karen & David Dickson
& friends.*

*In person,
on Twitter & Facebook live.*

<https://twitter.com/dksdata> & <https://facebook.com/dksdata>

On The Ledge Again

David

David T. Dickson

Disabled Police Officer (retired - injury on duty)

C.E.O. DKS DATA (www.dksdata.com)

Consulting C.I.O.

Management/Legal Consultant

Privacy and Cybersecurity Expert.

Cell:

Fax:

Email: david.dickson@dksdata.com

COVID 19 Information: <https://dksdata.com/COVID19>



Microsoft
Partner

“The darkest places in hell are reserved for those who maintain their neutrality in times of moral crisis.”

Dante Alighieri

“So whoever knows the right thing to do and fails to do it, for him it is sin.”

James 4:17

Some rules to live by:

*Always do the best you can by your family.
Go to work every day.
Always speak your mind.
Never hurt anyone that doesn't deserve it.
And never take anything from the bad guys.
(Mel Gibson: Edge of Darkness 2010)*



PRIVACY NOTICE: This e-mail message and any attachments are intended only for the named recipient(s) above and may contain information that is privileged confidential and/or exempt from disclosure under applicable law. If you have received this message in error or are not the named recipient(s) please immediately notify the sender and delete this e-mail message. Note: DKS DATA is not a Law firm and does not provide Legal Advice but can provide business advice on legal topics. If you require Legal Advice we can recommend one of our partnering Law Firms.